SIEMENS

Data sheet 3VA6460-6HN32-0AA0

Siemens EcoTech



circuit breaker 3VA6 UL Frame 600 breaking capacity class H 65 kA @ 480 V 3-pole, line protection ETU350, LSI, In=600 A overload protection Ir=240 A ...600 A short-circuit protection Isd=1.5... 9 x Ir, Ii=9x In nut keeper kit on two sides

Model	
product brand name	SENTRON
product designation	Molded-case circuit breaker
product designation / according to UL file	HLAE
design of the product	System protection
design of the load switch / according to UL 489 / Heating, Air Conditioning, and Refrigeration circuit breaker (HACR Type)	Yes
design of the overcurrent release	ETU350
protection function of the overcurrent release	LSI
number of poles	3
General technical data	
insulation voltage / rated value	800 V
operating voltage / at AC / rated value	690 V
power loss [W] / maximum	151 W
power loss [W] / for rated value of the current / at AC / in hot operating state / per pole	50.33 W
mechanical service life (operating cycles) / typical	20 000
electrical endurance (operating cycles) / at AC-1 / at 380/415 V	4 000
electrical endurance (operating cycles) / at AC-1 / at 690 V	3 500
electrical endurance (operating cycles) / at 480 V	4 000
electrical endurance (operating cycles) / at 600 V	3 500
product feature / for neutral conductors / upgradable/retrofittable / short-circuit and overload proof	No
ground-fault monitoring version	without
product function	
● communication function	No
● other measurement function	No
Net Weight	5.596 kg
Current	
marking / according to UL 489 / 100%-rated breaker	No
operational current	
● at 40 °C	600 A
● at 45 °C	600 A
● at 50 °C	593 A
● at 55 °C	575 A
● at 60 °C	557 A
● at 65 °C	538 A

Subject to change without notice
© Copyright Siemens

● at 70 °C	520 A
Switching capacity according to IEC 60947	
switching capacity class of the circuit breaker	H
maximum short-circuit current breaking capacity (Icu)	
● at 240 V	110 kA
● at 415 V	85 kA
● at 690 V	6 kA
operating short-circuit current breaking capacity (Ics)	
● at 240 V	110 kA
● at 415 V	85 kA
● at 690 V	6 kA
short-circuit current making capacity (Icm)	
● at 240 V	242 kA
● at 415 V	187 kA
● at 690 V	9 kA
Switching capacity according to UL 489	
current breaking capacity	
● at 240 V	100 kA
● at 480 V	65 kA
● at 600 V	22 kA
Adjustable parameters	
adjustable response value setting current (Ir) / of the L-trip / with I2t characteristic	
● minimum	250 A
● maximum	600 A
adjustable response value delay time (tr) / for L-tripping / with I2t characteristic	
● minimum	0.5 s
● maximum	15 s
adjustable response value setting current (Isd) / of S-trip / with I0t characteristic	
● minimum	900 A
● maximum	5 400 A
adjustable response value setting current (Isd) / of S-trip / with I2t characteristic	
● minimum	900 A
● maximum	5 400 A
adjustable response value delay time (tsd) / for S-tripping / with I2t characteristic	
● minimum	0.0001 s
● maximum	0.4 s
adjustable response value setting current (Ii) / for I-tripping	
● minimum	5 400 A
● maximum	5 400 A
product function / grounding protection	No
Mechanical Design	
product component	
● undervoltage release	No
● voltage trigger	No
● trip indicator	No
height [in]	9.76 in
height	248 mm
width [in]	5.43 in
width	138 mm
depth [in]	4.33 in
depth	110 mm
Connections	
arrangement of electrical connectors / for main current circuit	Front connection
type of electrical connection / for main current circuit	nut keeper kit on both ends
type of connectable conductor cross-sections / for flat-bar	20 x 1 mm

Subject to change without notice
© Copyright Siemens

terminal connection / minimum	
type of connectable conductor cross-sections / for flat-bar terminal connection / maximum	35 x 10 mm
Auxiliary circuit	
number of CO contacts / for auxiliary contacts	0
Accessories	
product extension / optional / motor drive	Yes
Environmental conditions	
protection class IP / on the front	IP40
ambient temperature	
• during operation / minimum	-25 °C
• during operation / maximum	70 °C
• during storage / minimum	-40 °C
• during storage / maximum	80 °C
Environmental footprint	
Environmental Product Declaration(EPD)	Yes
global warming potential [CO2 eq] / total	495 kg
global warming potential [CO2 eq] / during manufacturing	28.7 kg
global warming potential [CO2 eq] / during operation	470 kg
global warming potential [CO2 eq] / after end of life	-4.07 kg
Siemens eco profile (SEP)	Siemens EcoTech
reference code / according to IEC 81346-2	Q

Approvals / Certificates

General Product Approval

Miscellaneous

Miscellaneous

General Product Approval			EMV	Test Certificates	Maritime application
Confirmation				Miscellaneous	

other		Dangerous goods	Environment		
Miscellaneous	Confirmation	Transport Information	Environmental Confirmations		

Further information

Information on the packaging
https://support.industry.siemens.com/cs/ww/en/view/109813875
Information for data generation and storage
https://support.industry.siemens.com/cs/ww/en/view/109995012
Information- and Downloadcenter (Catalogs, Brochures,…)
https://www.siemens.com/lowvoltage/catalogs
Industry Mall (Online ordering system)
https://mall.industry.siemens.com/mall/en/en/Catalog/product?mlfb=3VA6460-6HN32-0AA0
Service&Support (Manuals, Certificates, Characteristics, FAQs,...)
https://support.industry.siemens.com/cs/ww/en/ps/3VA6460-6HN32-0AA0
Image database (product images, 2D dimension drawings, 3D models, device circuit diagrams, ...)
https://www.automation.siemens.com/bilddb/cax_en.aspx?mlfb=3VA6460-6HN32-0AA0
CAx-Online-Generator
https://www.siemens.com/cax
Tender specifications
https://www.siemens.com/specifications
Kennlinien
https://curves.simaris.siemens.com/curves/3VA6460-6HN32-0AA0

Subject to change without notice
© Copyright Siemens

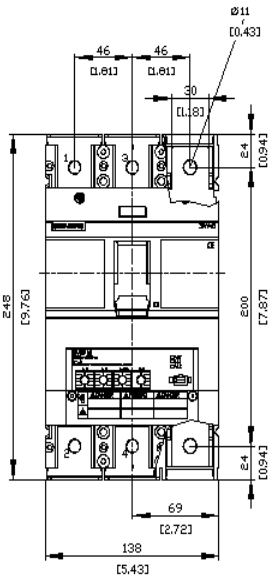

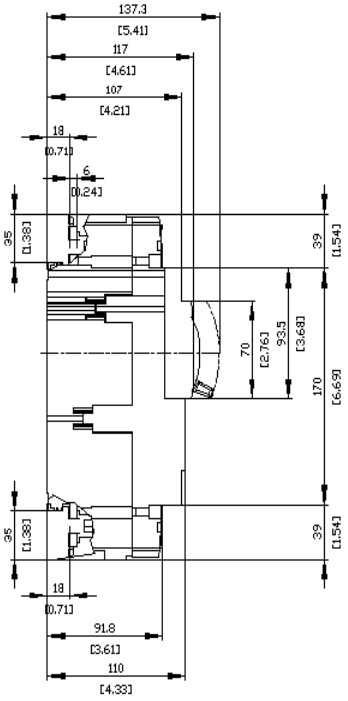

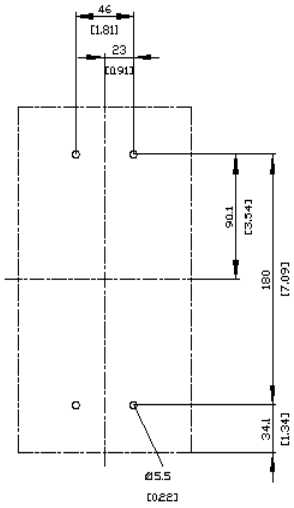

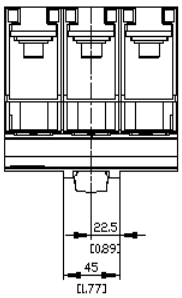

© Copyright Siemens

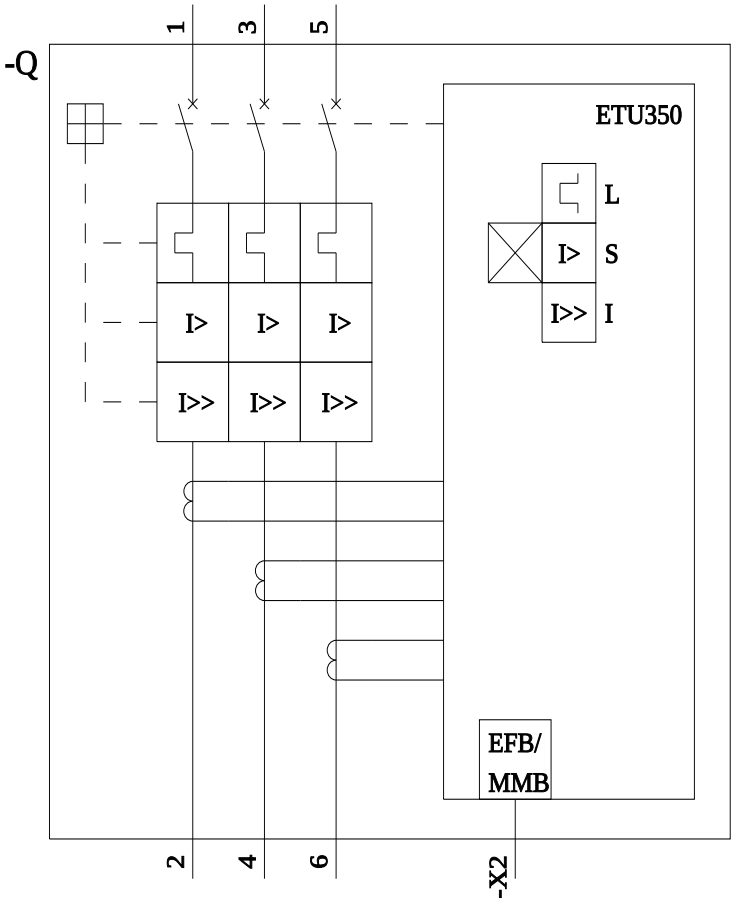

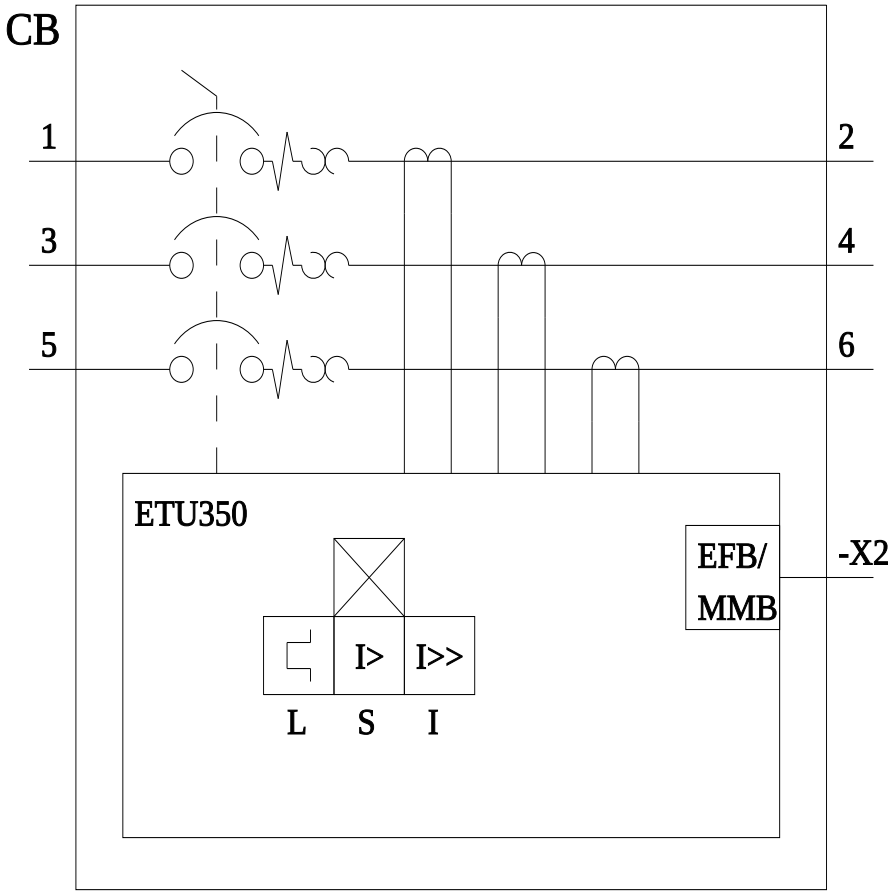

last modified: 5/2/2025

Subject to change without notice
© Copyright Siemens

Subject to change without notice
© Copyright Siemens