SIEMENS

Max - Flex™ Operators
Operadores Max-Flex™
Opérateurs Max-Flex™

Item:			
FHOEBO	FHOH	FHOEC072
FHOE_ _ _	FHOH4	FHOEC084
FHOEDBO	FHOEC036	FHOEC096
FHOED_ _ _	FHOEC048	FHOEC120
	FHOEC060	FHOEC144

For Use With Breaker Types: ED2, ED4, ED6, HED4, HHED6, CED6, ED6-A, CED6-A, EFC, EFF
Para Usar Con Interruptor Tipos: ED2, ED4, ED6, HED4, HHED6, CED6, ED6-A, CED6-A, EFC, EFF

Installation Instructions / Instructivo de Instalación

⚠ Danger	⚠ Peligro	⚠ Danger
Hazardous Voltage. **Will cause death or serious injury.** Turn off and lock out all power supplying this device before working on this device. Replace all covers before power supplying this device is turned on.	Tensión peligrosa. **Puede causar la muerte o lesiones graves.** Desenergice totalmente antes de instalar o darle servicio. Reemplace todas las barreras y cubiertas antes de energizar el interruptor.	Tension dangereuse. **Danger de mort ou risque de blessures graves.** Couper l'alimentation de l'appareil et barrer avant de travailler. Remplacez touts les couverts avant que l'approvisionnement de pouvoir soit alimenté.

Use only with Siemens certified Components.
Utilizar únicamente con componentes certificados de Siemens.
A utiliser uniquement avec les composants certifiés Siemens.

FHOH	Suitable For Type 1, 2, 3, 3R,12, 13 enclosures [Apto par tipo 1, 2, 3, 3R,12, 13 caja]
FHOH4	Suitable For Type 1, 2, 3, 3R, 4, 4X, 12, 13 enclosures [Apto par tipo 1, 2, 3, 3R, 4, 4X, 12, 13 caja]
FHOE_ _ _	Suitable For Type 1, 2, 3, 3R, 4, 4X, 12, 13 enclosures [Apto par tipo 1, 2, 3, 3R, 4, 4X, 12, 13 caja]
FHOED_ _ _	Suitable For Type 1, 2, 3, 3R, 4, 4X, 12, 13 enclosures [Apto par tipo 1, 2, 3, 3R, 4, 4X, 12, 13 caja]

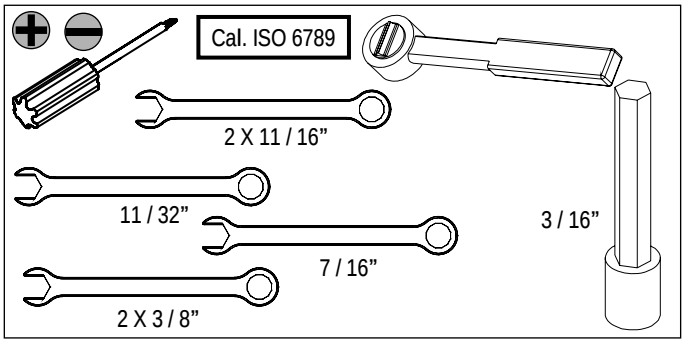

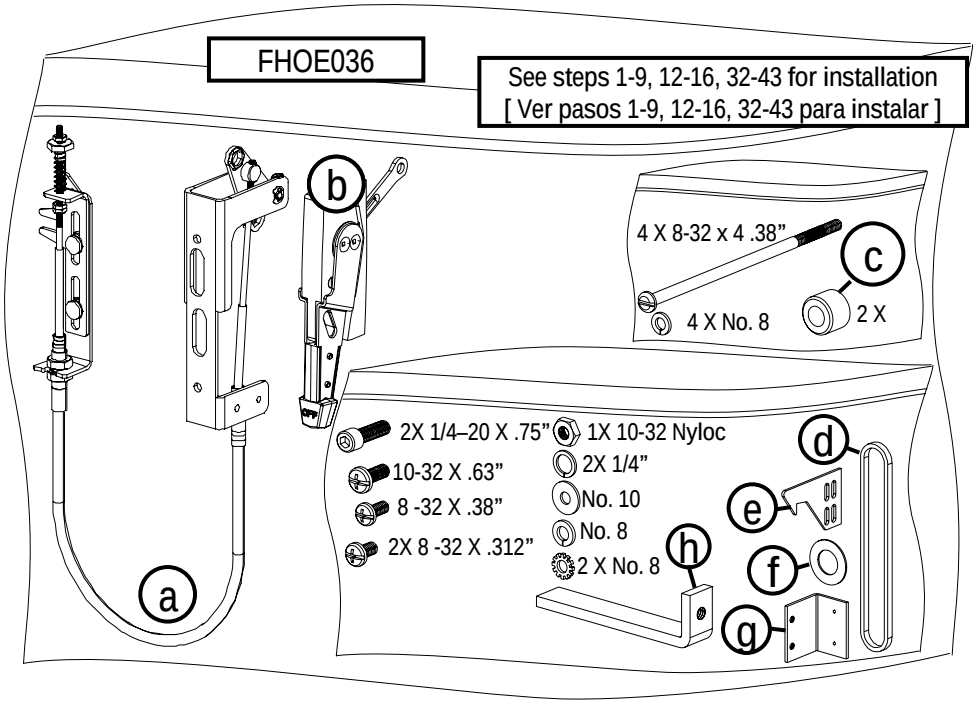

I.L. No. 511004A06

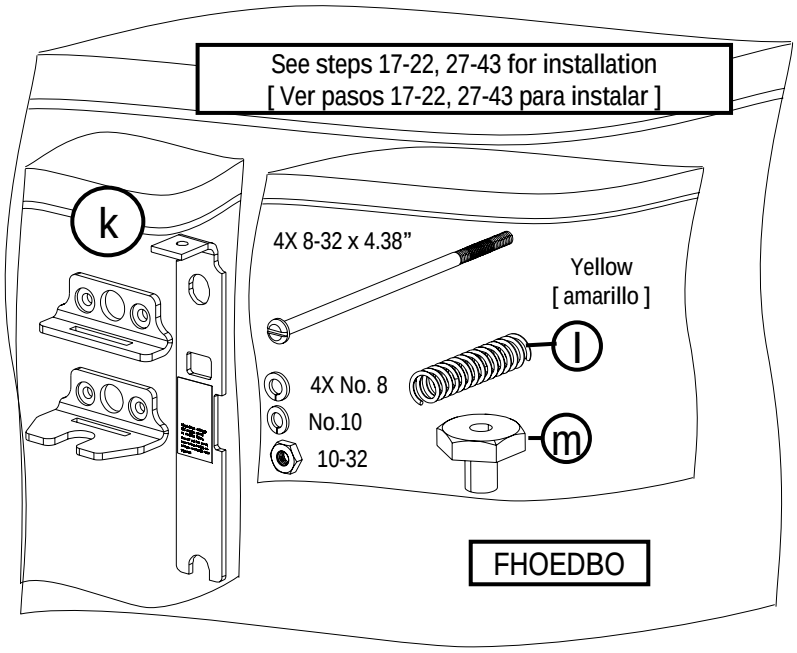
See steps 17-22, 27-43 for installation
[Ver pasos 17-22, 27-43 para instalar]
k
4X 8-32 x 4.38”
Yellow
[amarillo]
l
4X No. 8
No.10
10-32
m
FHOEDBO

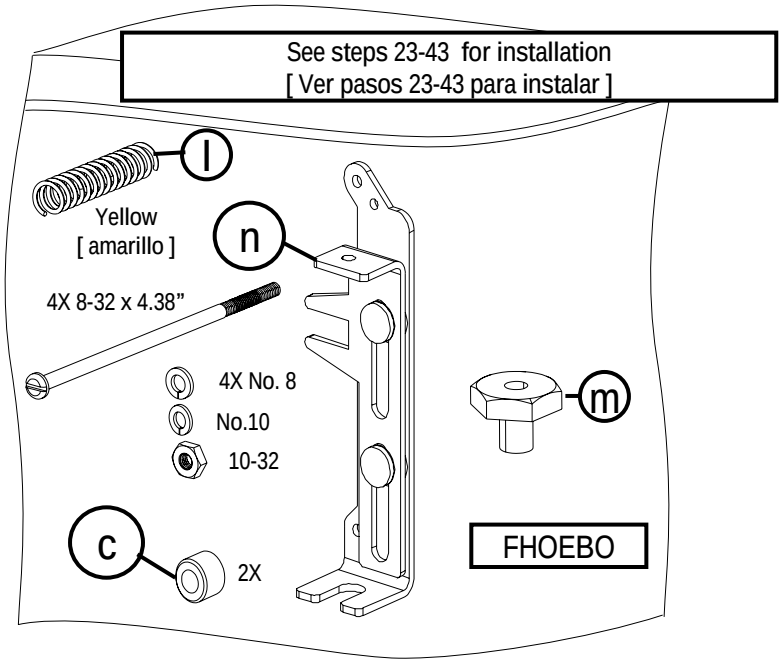
See steps 23-43 for installation
[Ver pasos 23-43 para instalar]
l
Yellow
[amarillo]
n
4X 8-32 x 4.38”
4X No. 8
No.10
10-32
m
c
2X
FHOEBO

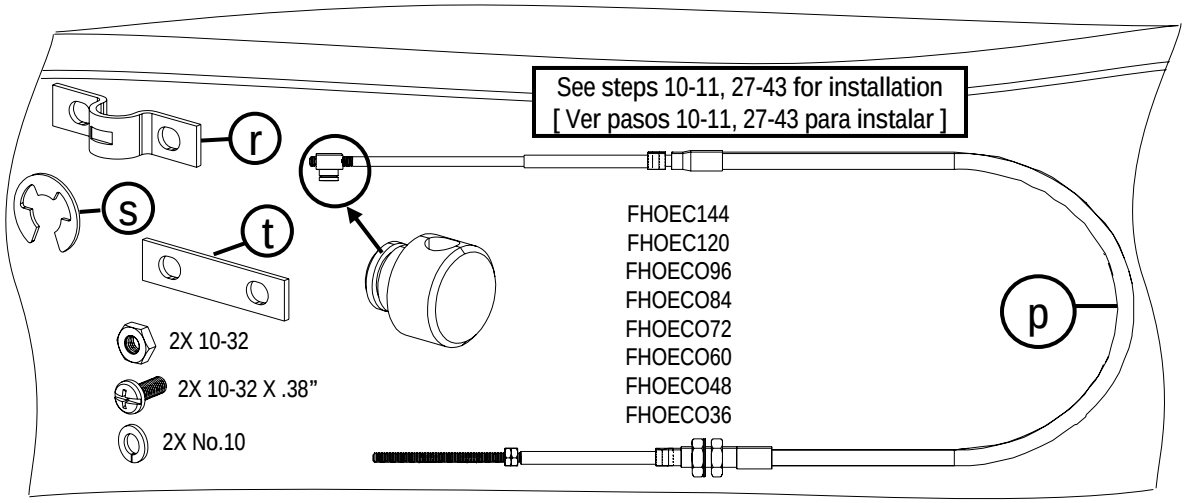
See steps 10-11, 27-43 for installation
[Ver pasos 10-11, 27-43 para instalar]
r
s
t
2X 10-32
2X 10-32 X .38”
2X No.10
FHOEC144
FHOEC120
FHOECO96
FHOECO84
FHOECO72
FHOECO60
FHOECO48
FHOECO36
p

⚠ Danger	⚠ Peligro	⚠ Danger
Hazardous Voltage. Will cause death or serious injury. Turn off and lock out all power supplying this device before working on this device. Replace all covers before power supplying this device is turned on.	Tensión peligrosa. Puede causar la muerte o lesiones graves. Desenergice totalmente antes de instalar o darle servicio. Reemplace todas las barreras y cubiertas antes de energizar el interruptor.	Tension dangereuse. Danger de mort ou risque de blessures graves. Couper l'alimentation de l'appareil et barrer avant de travailler. Remplacez touts les couverts avant que l'approvisionnement de pouvoir soit alimenté.

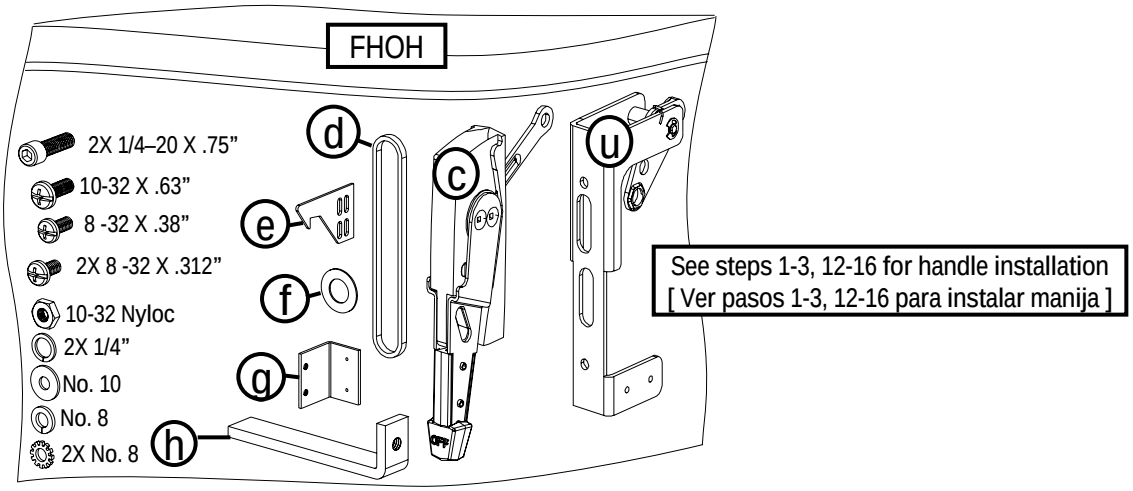

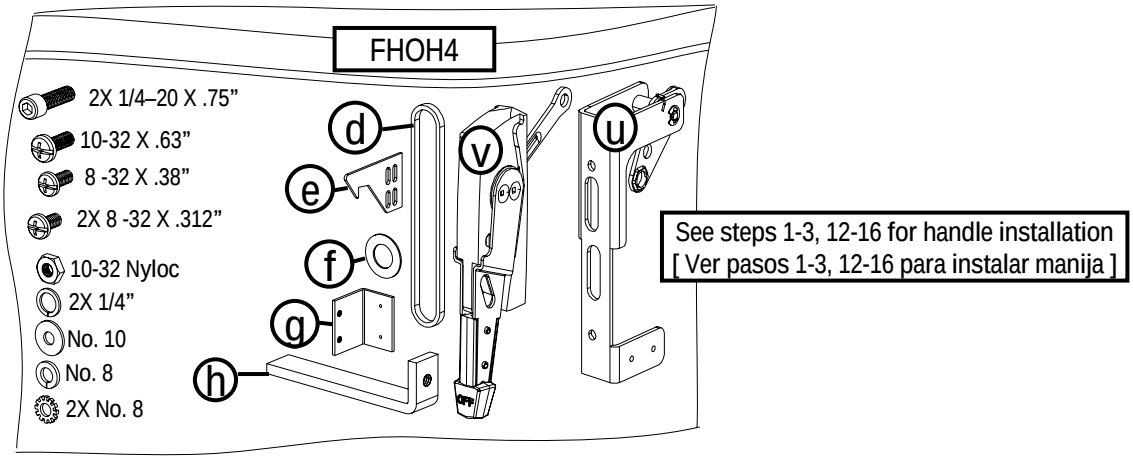

Dimensions for Welded or Screw mounting the cover catch.
[Dimensiones para soldar o atornillar el seguro de la puerta.]

1

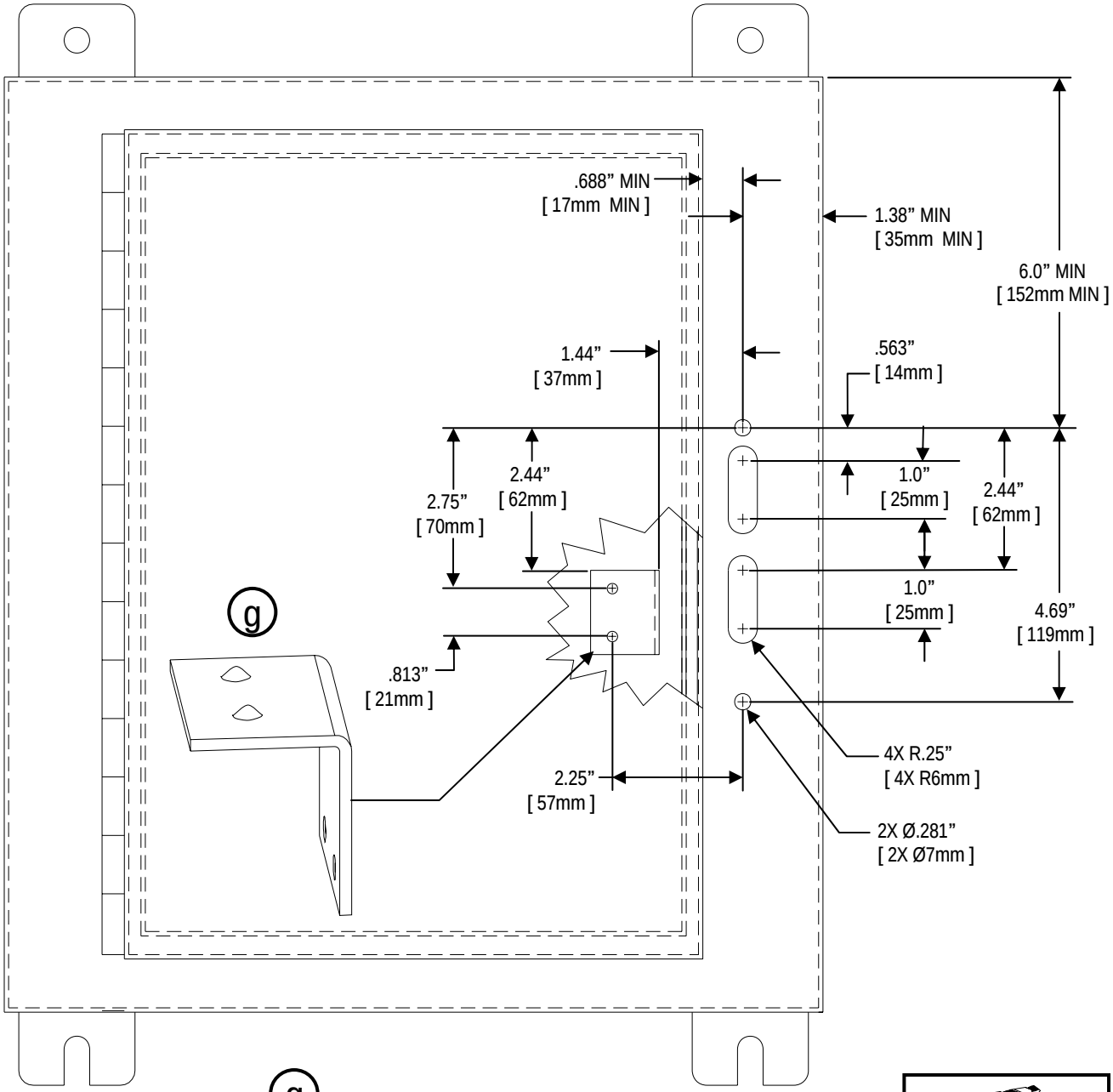

Option:
[Opción:]

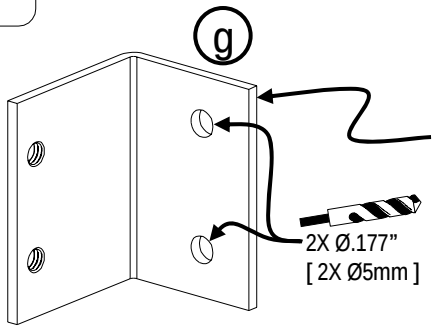

Customer supplied hardware for screw mounting option. Hardware must maintain environmental integrity (NEMA rating) of the enclosure.
[Todos los materiales deben Mantener la integridad ambiental de la caja.]

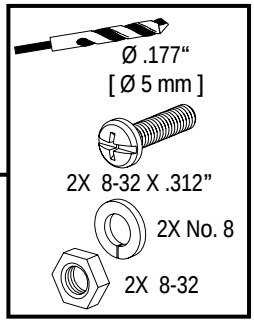

An operator with a FHOH handle can be used with DKR2, DKR3, DKL2 and DKL3 door latch mechanism.
[El accionador con un mango de FHOH puede ser usado con los equipos de compuerta DKR2, DKR3, DKL2 y DKL3.]

⚠ Danger	⚠ Peligro	⚠ Danger
Hazardous Voltage. Will cause death or serious injury. Turn off and lock out all power supplying this device before working on this device. Replace all covers before power supplying this device is turned on.	Tensión peligrosa. Puede causar la muerte o lesiones graves. Desenergice totalmente antes de instalar o darle servicio. Reemplace todas las barreras y cubiertas antes de energizar el interruptor.	Tension dangereuse. Danger de mort ou risque de blessures graves. Couper l'alimentation de l'appareil et barrer avant de travailler. Remplacez touts les couverts avant que l'approvisionnement de pouvoir soit alimenté.

For Use With Breaker Types: ED2, ED4, ED6, HED4, HHED6, CED6, ED6-A, CED6-A, EFC, EFF
[Para Usar Con Interruptor Tipos: ED2, ED4, ED6, HED4, HHED6, CED6, ED6-A, CED6-A, EFC, EFF]

1, 2 and 3 Pole
[1, 2 y 3 Polos]

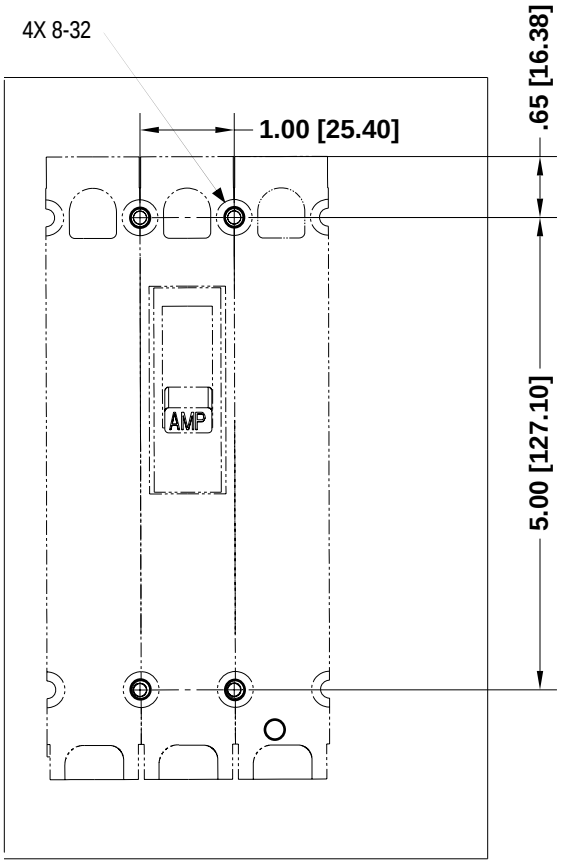

2

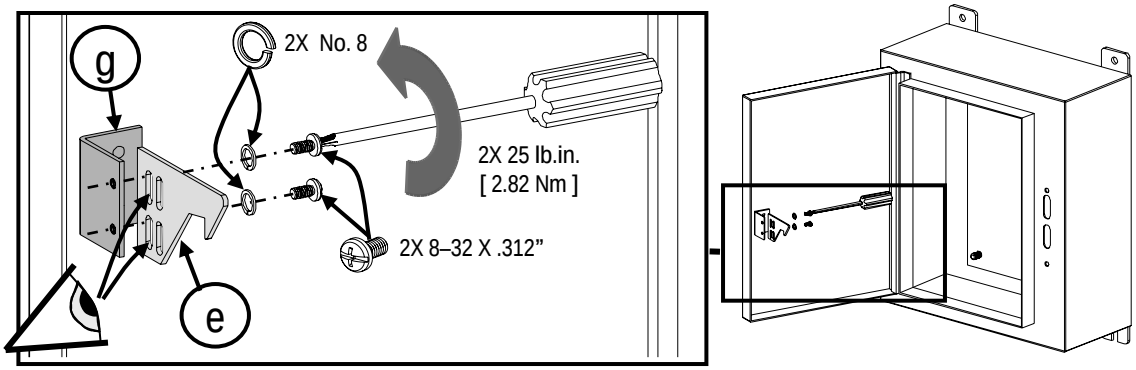

WARNING	ADVERTENCIA	AVERTISSEMENT
Hazardous Voltage. Can cause death or serious injury and Equipment Damage. Proper electrical clearances must be maintained	Tensión Peligrosa. Puede causar la muerte o lesiones graves y daños al equipo. Las separaciones eléctricas adecuadas deben ser mantenidas.	Tension dangereuse. Peut provoquer des blessures graves ou mortelles ou causer des dommages à l'équipement. Les dégagements électriques appropriés doivent être maintenus.

3

Minimum bending radius.
[Radios mínimos de curvatura.]

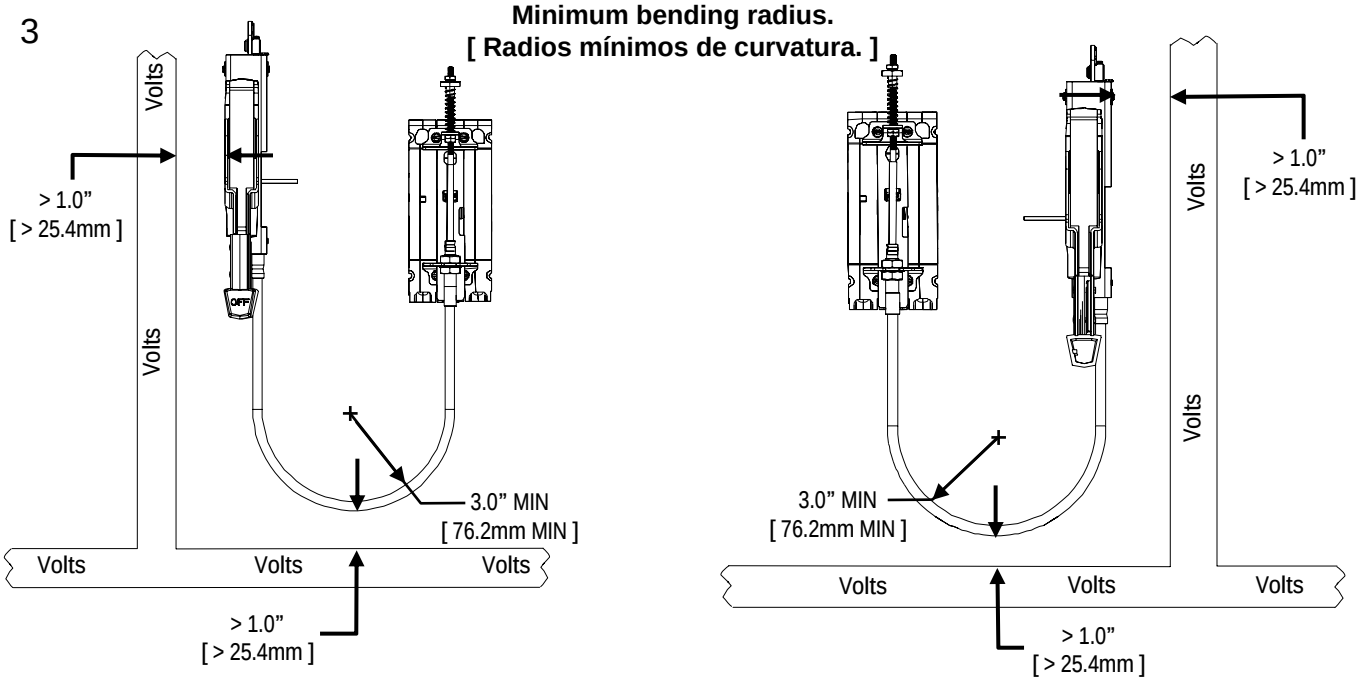

FHOE036 **ONLY [SOLAMENTE]**

4

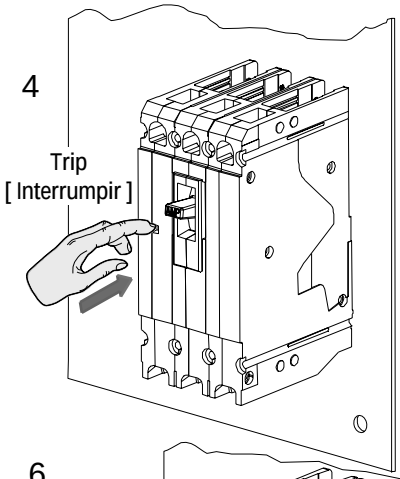

5

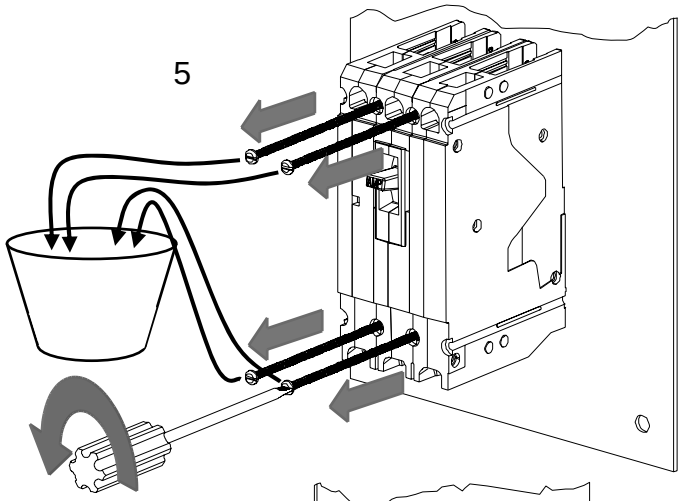

6

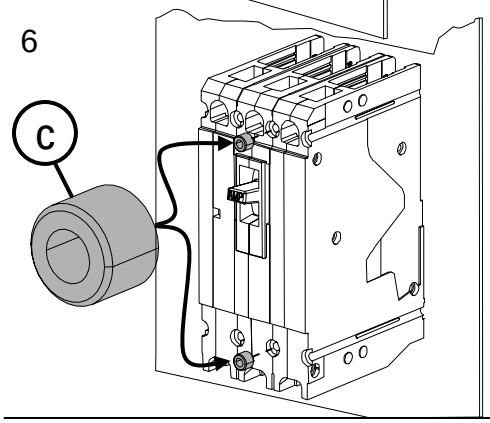

7

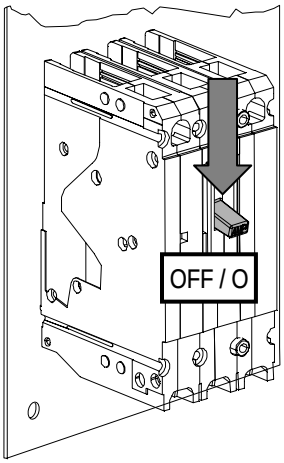

⚠ Danger	⚠ Peligro	⚠ Danger
Hazardous Voltage. Will cause death or serious injury. Turn off and lock out all power supplying this device before working on this device. Replace all covers before power supplying this device is turned on.	Tensión peligrosa. Puede causar la muerte o lesiones graves. Desenergice totalmente antes de instalar o darle servicio. Reemplace todas las barreras y cubiertas antes de energizar el interruptor.	Tension dangereuse. Danger de mort ou risque de blessures graves. Couper l'alimentation de l'appareil et barrer avant de travailler. Remplacez touts les couverts avant que l'approvisionnement de pouvoir soit alimenté.

8

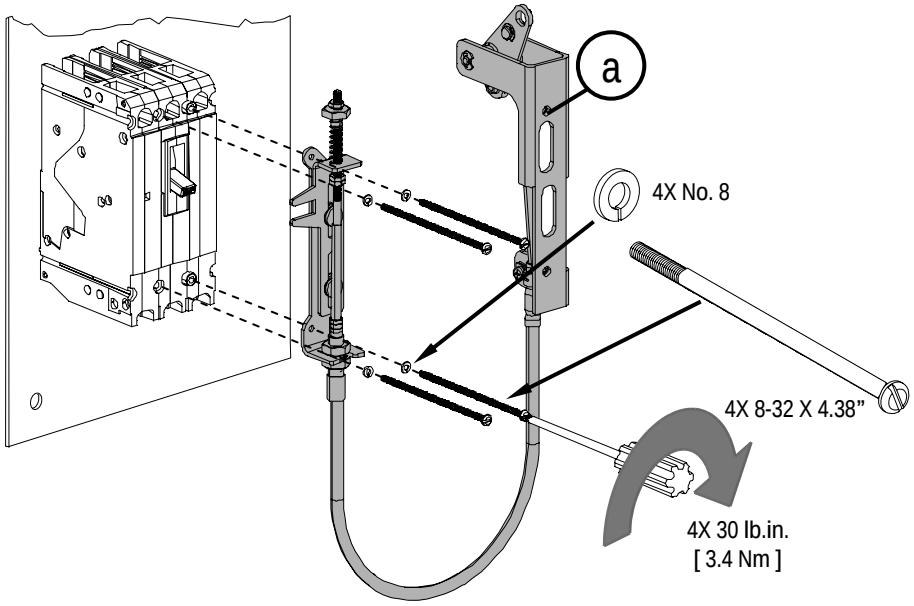

9

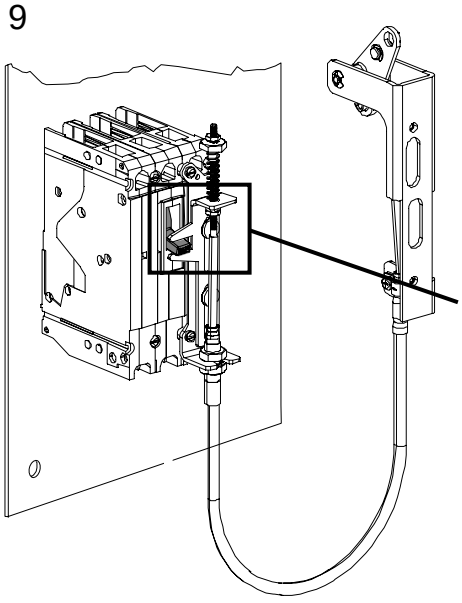

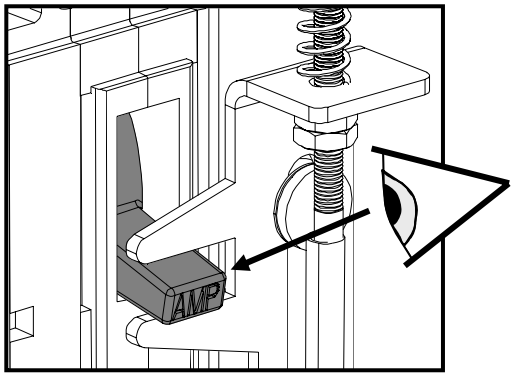

Go to step 12
[Ir al pasos 12]

For left hand side mounting and right hand side mounting
[Para montaje de lado izquierdo y lado derecho]

10

FHOE_ _ _
FHOEC_ _ _
FHOED_ _ _
FHOH
FHOH4

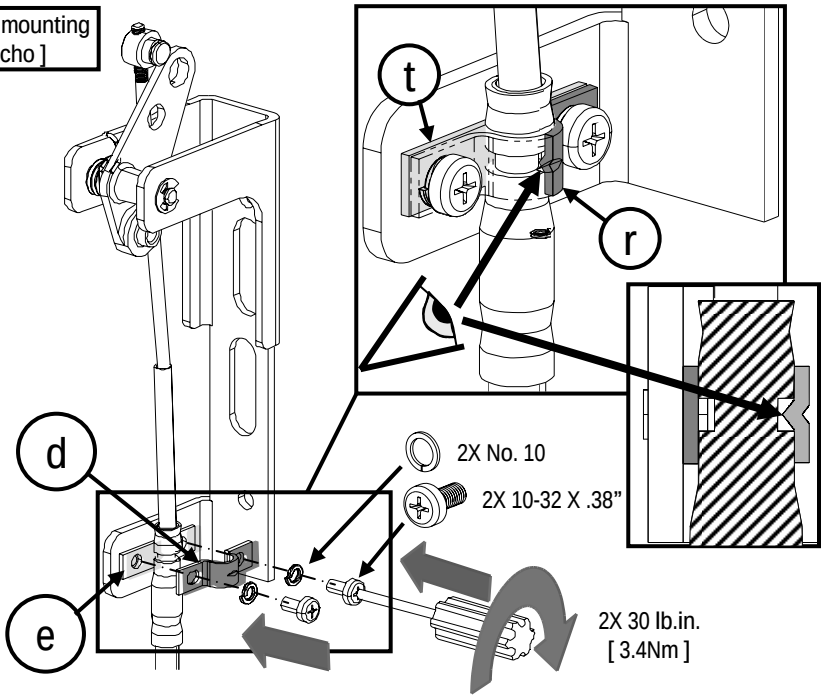

11

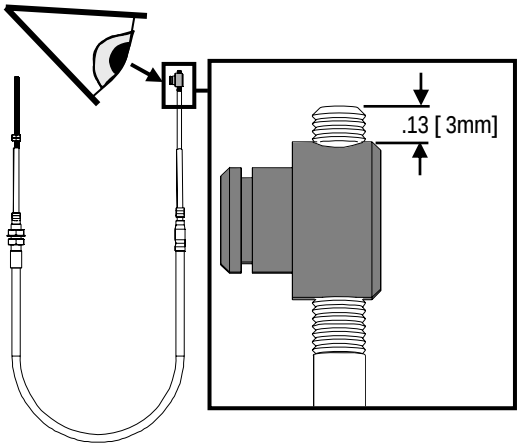

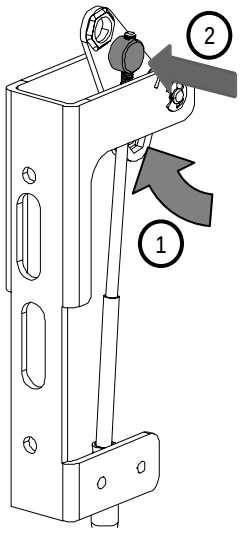

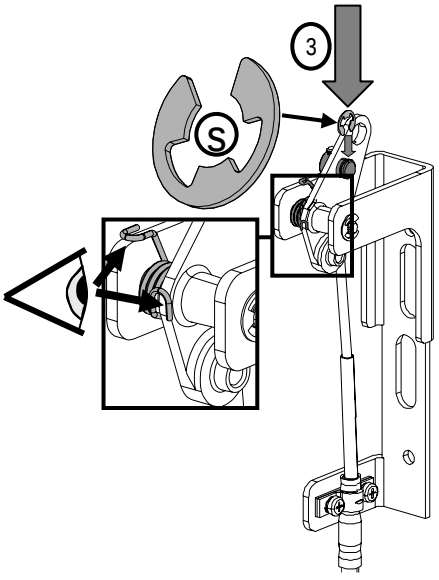

⚠ Danger	⚠ Peligro	⚠ Danger
Hazardous Voltage. Will cause death or serious injury. Turn off and lock out all power supplying this device before working on this device. Replace all covers before power supplying this device is turned on.	Tensión peligrosa. Puede causar la muerte o lesiones graves. Desenergice totalmente antes de instalar o darle servicio. Reemplace todas las barreras y cubiertas antes de energizar el interruptor.	Tension dangereuse. Danger de mort ou risque de blessures graves. Couper l'alimentation de l'appareil et barrer avant de travailler. Remplacez touts les couverts avant que l'approvisionnement de pouvoir soit alimenté.

12

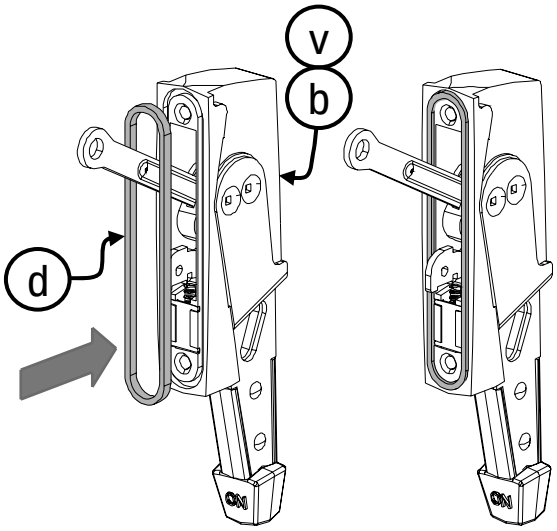

13

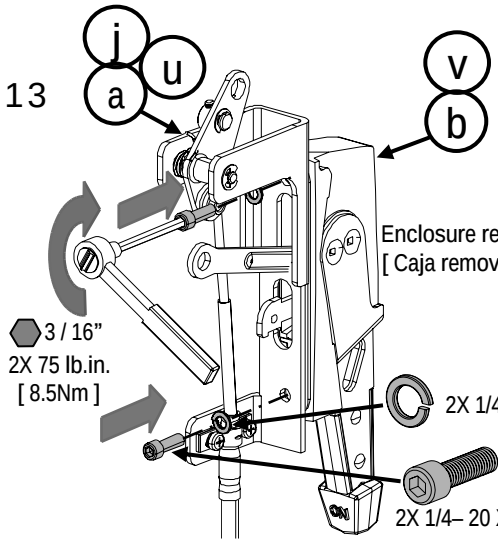

Enclosure removed for clarity steps 19 & 20
[Caja removida por claridad pasos 19 & 20]

14

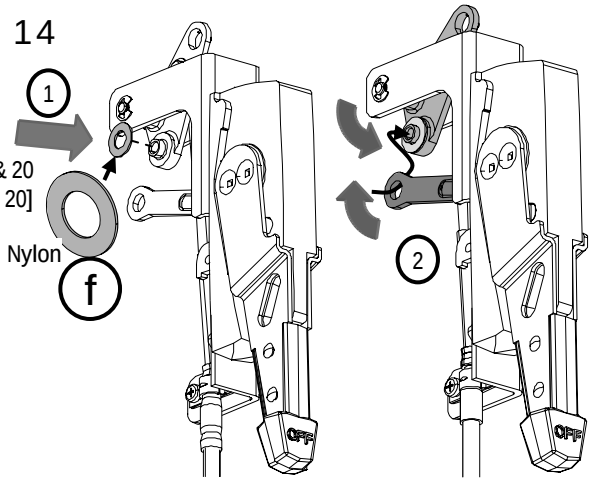

15

left hand side mounting
[Montaje de lado izquierdo]

Enclosure removed for clarity
[Caja removida por claridad]

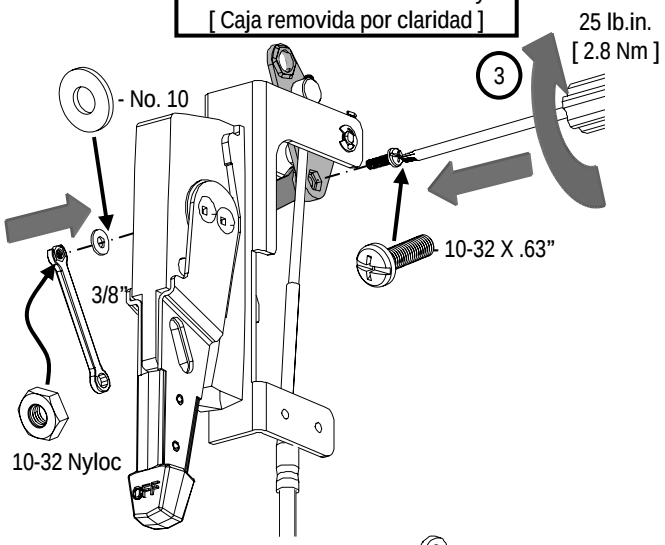

right hand side mounting
[Montaje de lado derecho]

Enclosure removed for clarity
[Caja removida por claridad]

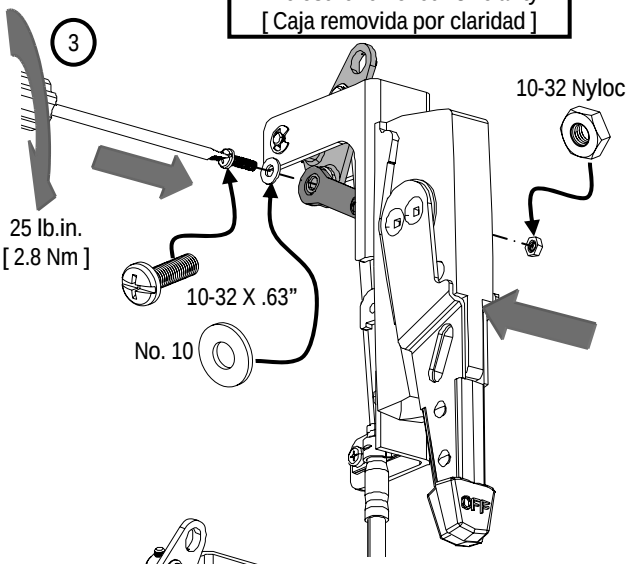

16

Enclosure removed for clarity
[Caja removida por claridad]

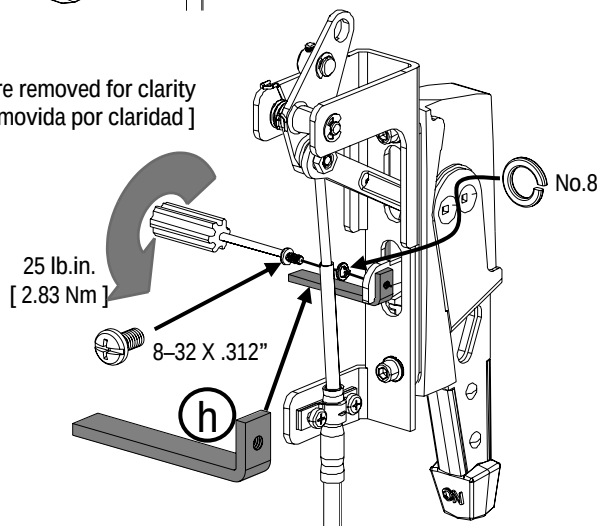

Enclosure removed for clarity
[Caja removida por claridad]

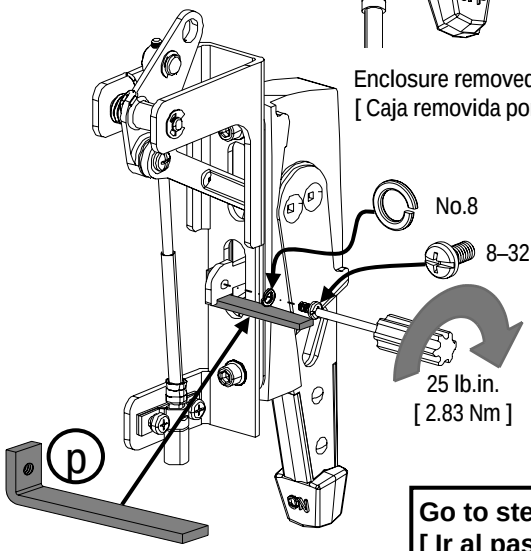

Go to step 32
[Ir al pasos 32]

17

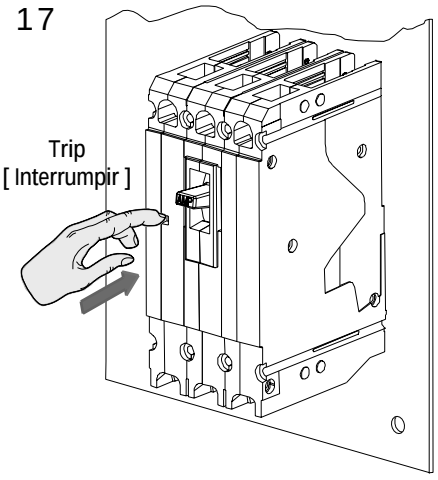

18

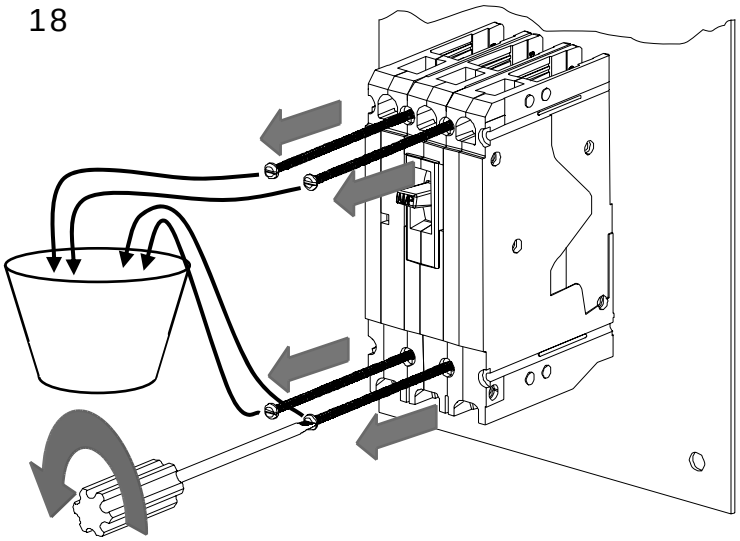

⚠ Danger	⚠ Peligro	⚠ Danger
Hazardous Voltage. Will cause death or serious injury. Turn off and lock out all power supplying this device before working on this device. Replace all covers before power supplying this device is turned on.	Tensión peligrosa. Puede causar la muerte o lesiones graves. Desenergice totalmente antes de instalar o darle servicio. Reemplace todas las barreras y cubiertas antes de energizar el interruptor.	Tension dangereuse. Danger de mort ou risque de blessures graves. Couper l'alimentation de l'appareil et barrer avant de travailler. Remplacez touts les couverts avant que l'approvisionnement de pouvoir soit alimenté.

FHOED_ _ _
FHOEDBO

FHOEDBO for 2 pole and 3 pole only
[FHOEDBO por 2 Polos y 3 polos único]

19

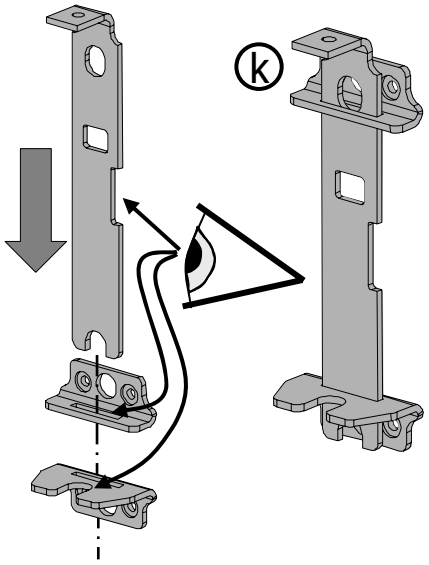

20

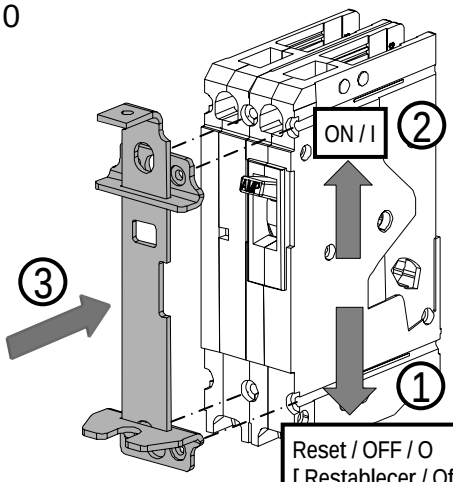

Reset / OFF / O
[Restablecer / Off / O]

21

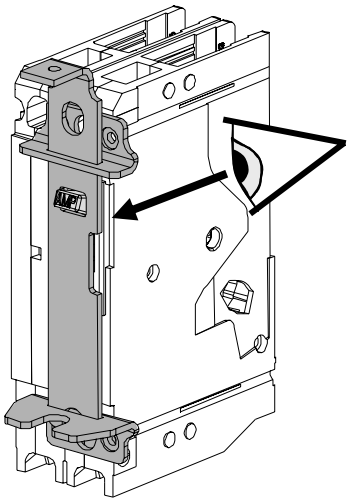

22

EX: 2 Pole
[2 Polos]

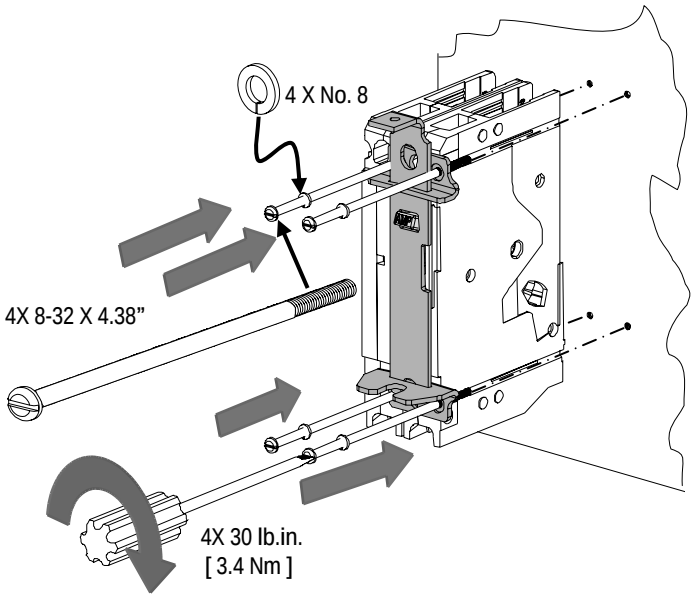

FHOE_ _ _
FHOEBO

FHOEBO for 3 pole only
[FHOEBO por 3 polos único]

23

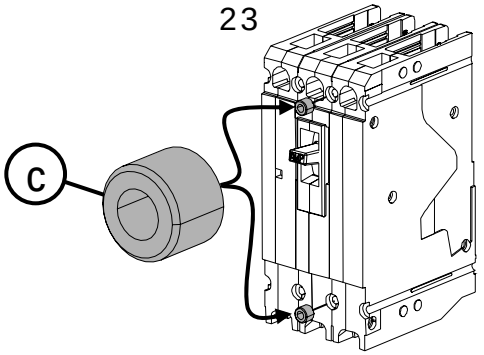

24

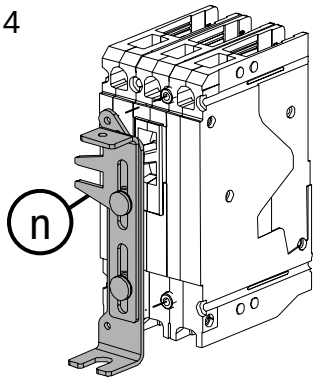

25

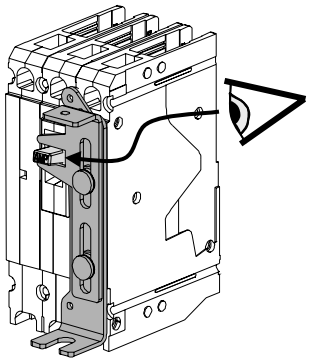

26

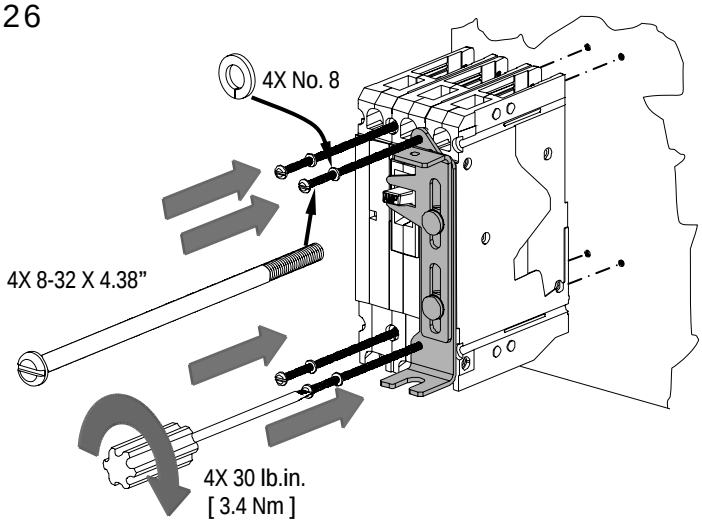

	WARNING	ADVERTENCIA	AVERTISSEMENT
	Hazardous Voltage.	Tensión Peligrosa.	Tension dangereuse.
	Can cause death or serious injury and Equipment Damage.	Puede causar la muerte o lesiones graves y daños al equipo.	Peut provoquer des blessures graves ou mortelles ou causer des dommages à l'équipement.
	Proper electrical clearances must be maintained	Las separaciones eléctricas adecuadas deben ser mantenidas.	Les dégagements électriques appropriés doivent être maintenus.

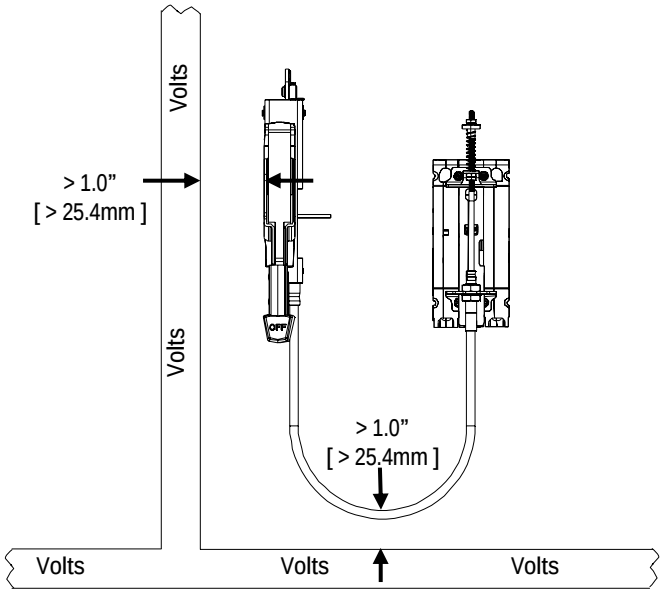

⚠ Danger	⚠ Peligro	⚠ Danger
Hazardous Voltage. **Will cause death or serious injury.** Turn off and lock out all power supplying this device before working on this device. Replace all covers before power supplying this device is turned on.	Tensión peligrosa. **Puede causar la muerte o lesiones graves.** Desenergice totalmente antes de instalar o darle servicio. Reemplace todas las barreras y cubiertas antes de energizar el interruptor.	Tension dangereuse. **Danger de mort ou risque de blessures graves.** Couper l'alimentation de l'appareil et barrer avant de travailler. Remplacez touts les couverts avant que l'approvisionnement de pouvoir soit alimenté.

FHOE_ _ _
FHOEC_ _ _
FHOED_ _ _

27

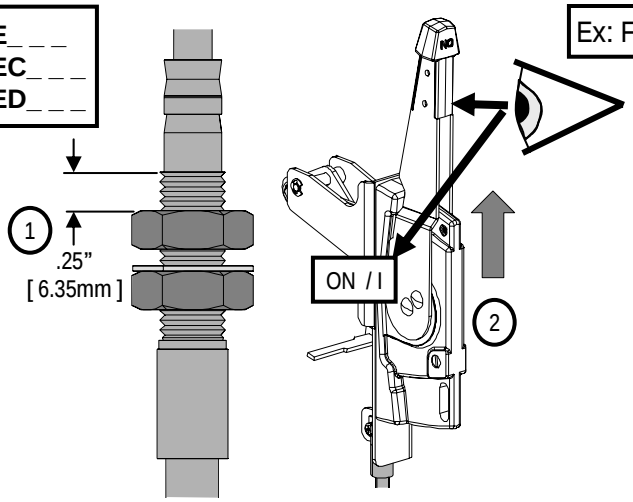

Ex: FHOED036

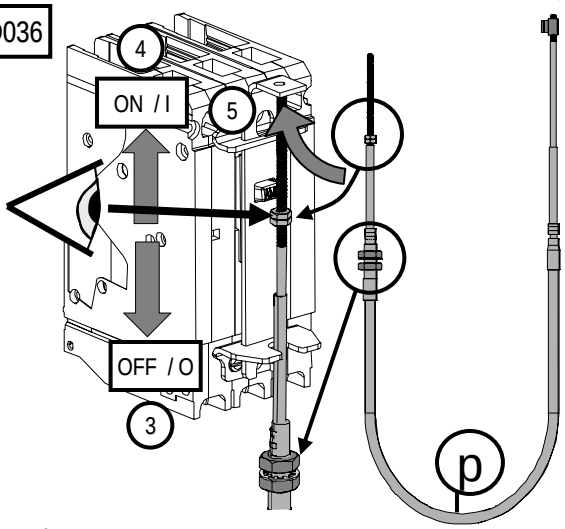

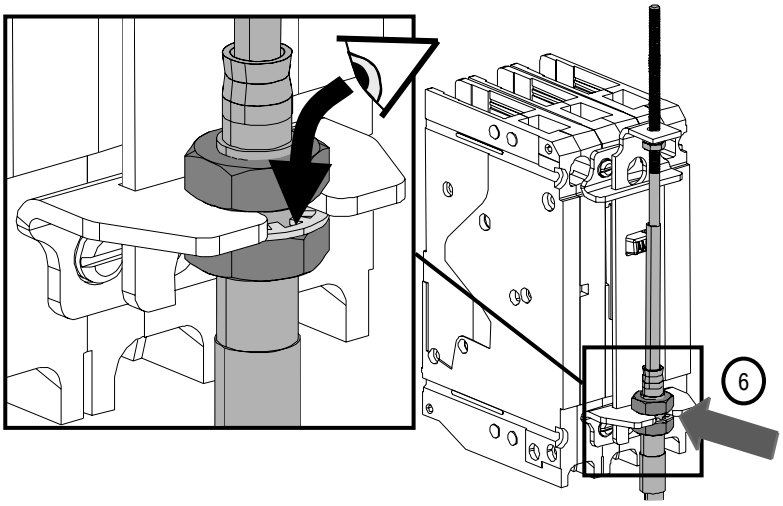

28

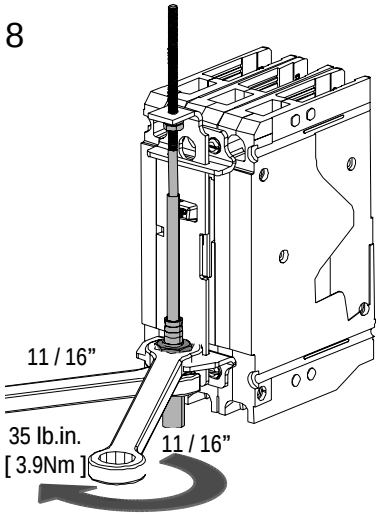

29

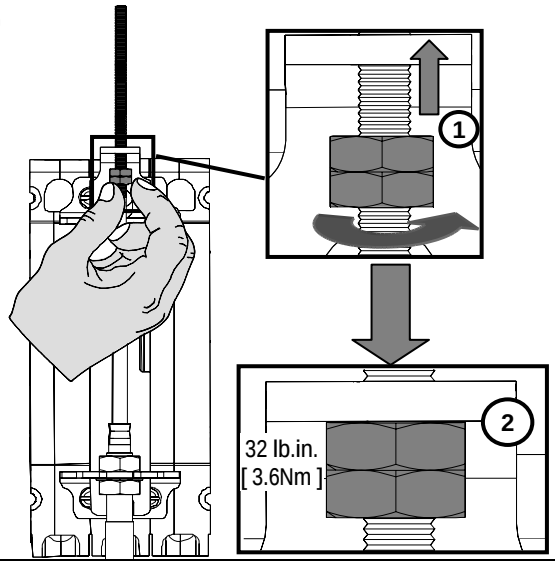

30

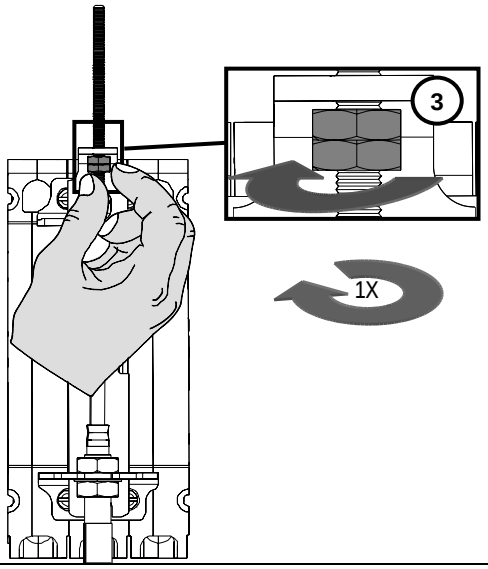

31

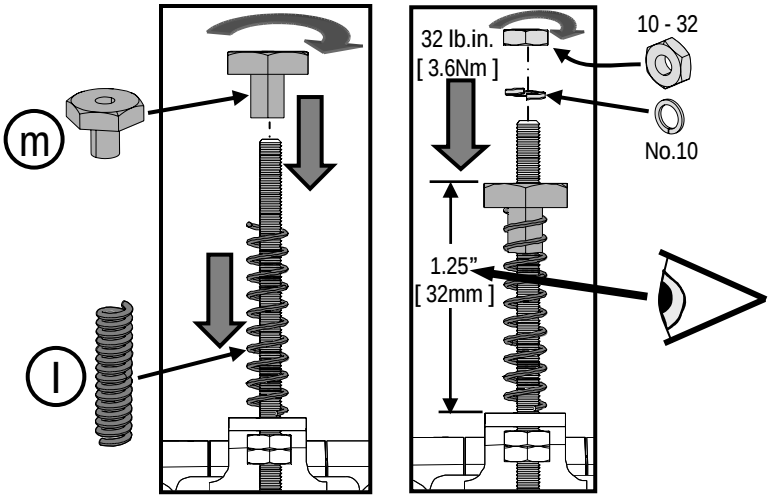

Test: ON / I – OFF / O
[Prueba: ON / I – OFF / O]

32

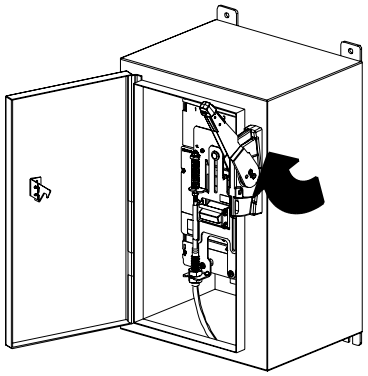

		Result [Resultado] 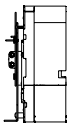		Go To [Ir Al]
32a	ON / I → OFF / O	OFF / O	OK	Test 32b [Prueba 32b]
		ON / I	~~OK~~	Step 33 [Paso 33]
32b	OFF/ O → ON / I	ON / I	OK	Step 35 [Paso35]
		OFF / O	~~OK~~	Step 34 [Paso34]

33

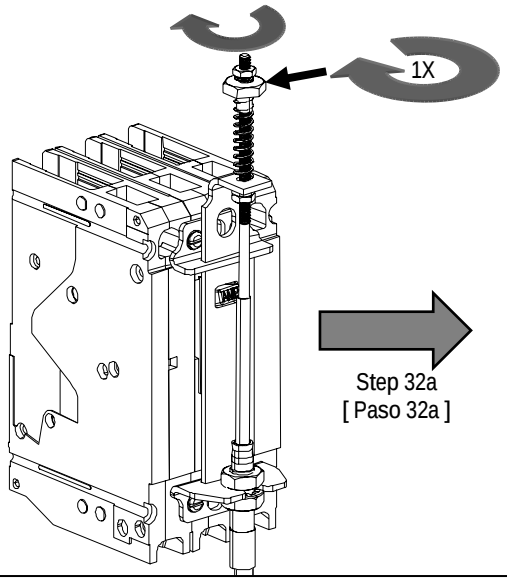

34

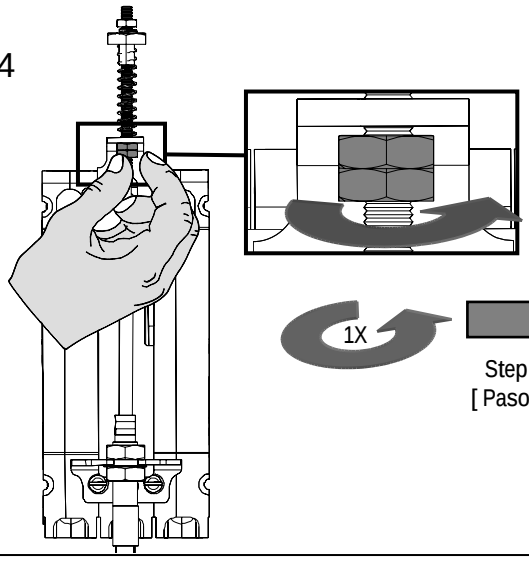

⚠ Danger	⚠ Peligro	⚠ Danger
Hazardous Voltage. **Will cause death or serious injury.** Turn off and lock out all power supplying this device before working on this device. Replace all covers before power supplying this device is turned on.	Tensión peligrosa. **Puede causar la muerte o lesiones graves.** Desenergice totalmente antes de instalar o darle servicio. Reemplace todas las barreras y cubiertas antes de energizar el interruptor.	Tension dangereuse. **Danger de mort ou risque de blessures graves.** Couper l'alimentation de l'appareil et barrer avant de travailler. Remplacez touts les couverts avant que l'approvisionnement de pouvoir soit alimenté.

35

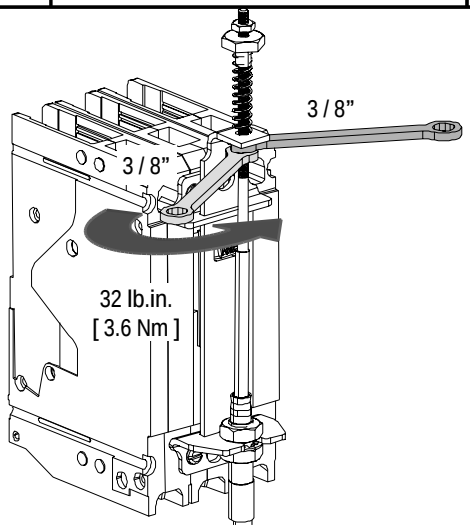

Test: Reset
[Prueba: Restablecer]

36

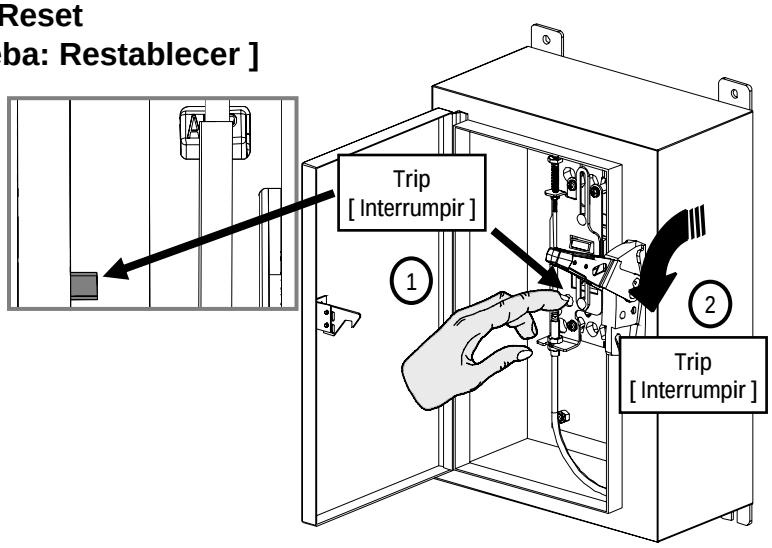

37

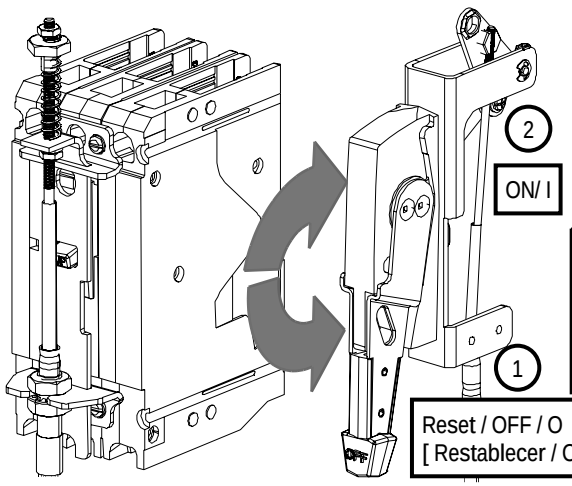

		Result [Resultado]		Step [Paso]
		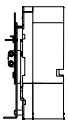		
37	OFF/ O ⇒ ON / I	ON / I	OK	39
		Reset / OFF / O [Restablecer / Off / O]	OK	38

38

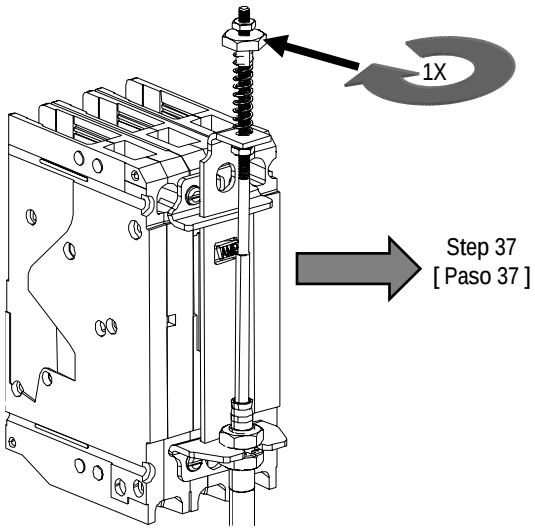

39

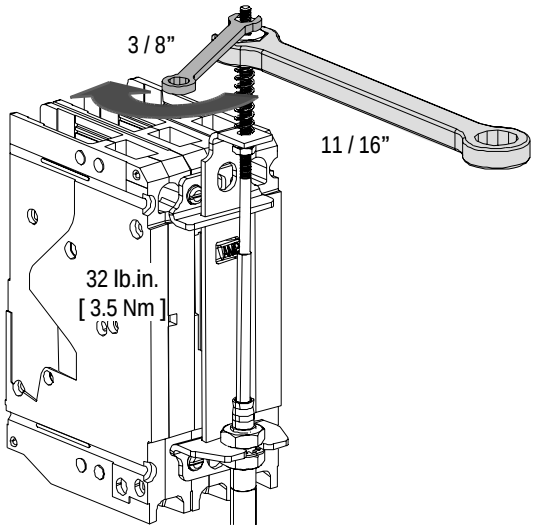

Test: Door Latch
[Prueba: Seguro de la Puerta]

40

		Result [Resultado]		Step [Paso]
		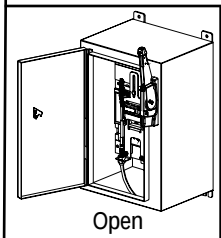 Open [Abierta]	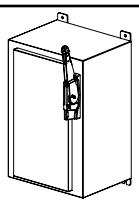 Closed [Cerrados]	
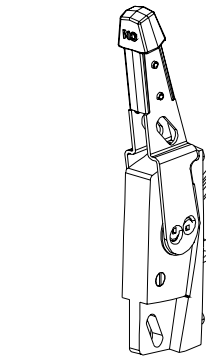 OFF/ O ON / I	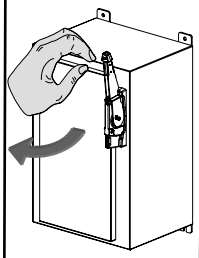 5 lbf [22 N]		OK	42
		OK		41

41

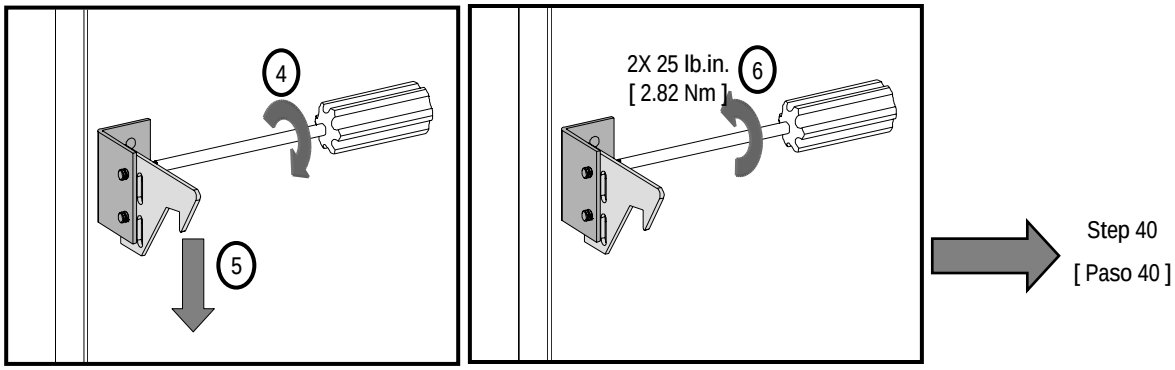

⚠ Danger	⚠ Peligro	⚠ Danger
Hazardous Voltage. **Will cause death or serious injury.** Turn off and lock out all power supplying this device before working on this device. Replace all covers before power supplying this device is turned on.	Tensión peligrosa. **Puede causar la muerte o lesiones graves.** Desenergice totalmente antes de instalar o darle servicio. Reemplace todas las barreras y cubiertas antes de energizar el interruptor.	Tension dangereuse. **Danger de mort ou risque de blessures graves.** Couper l'alimentation de l'appareil et barrer avant de travailler. Remplacez touts les couverts avant que l'approvisionnement de pouvoir soit alimenté.

42

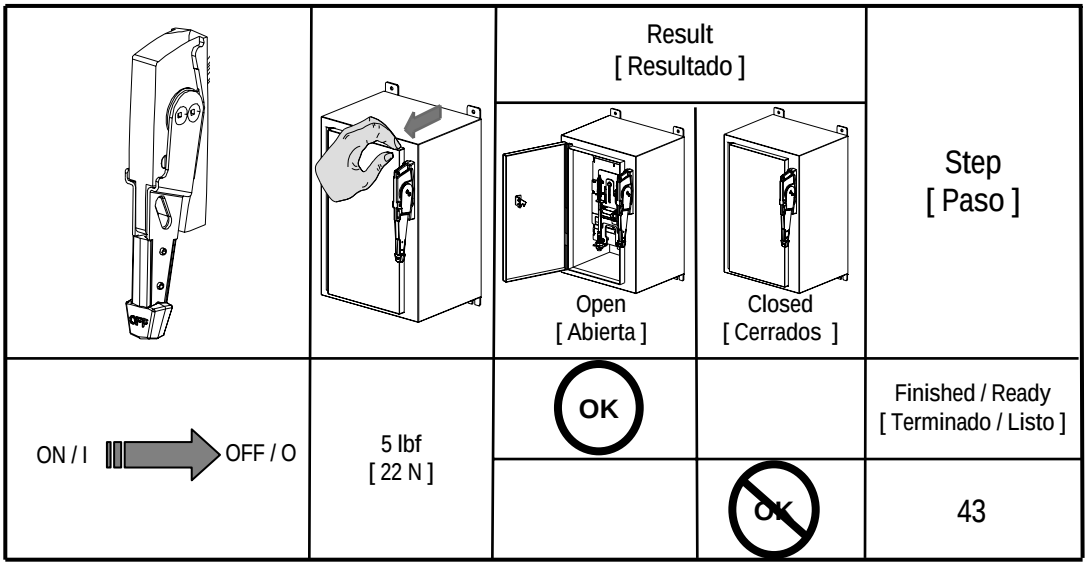

43

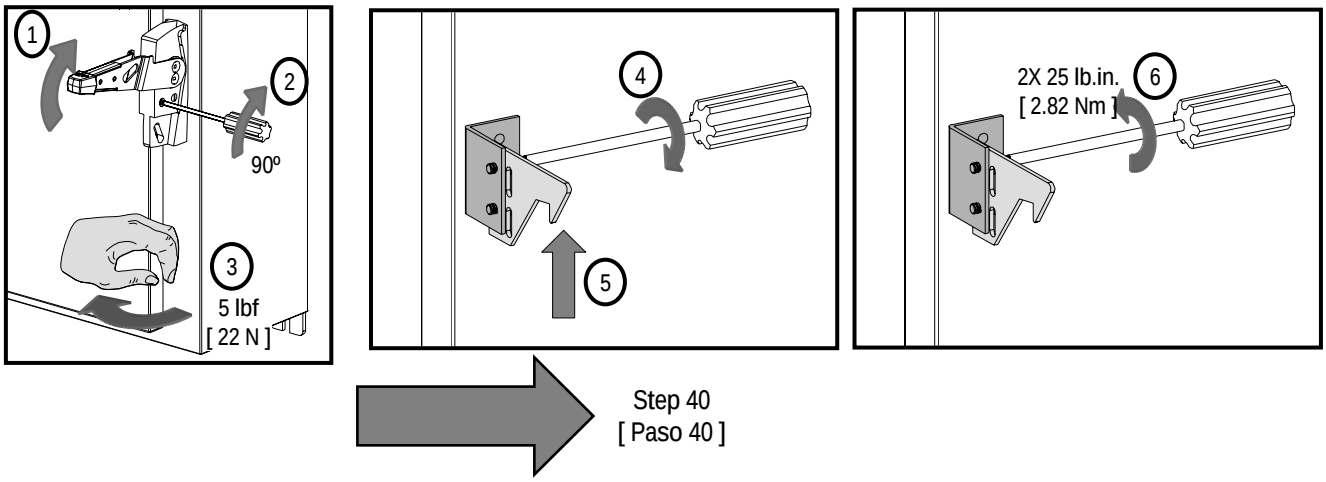

Option:
[Opción:]

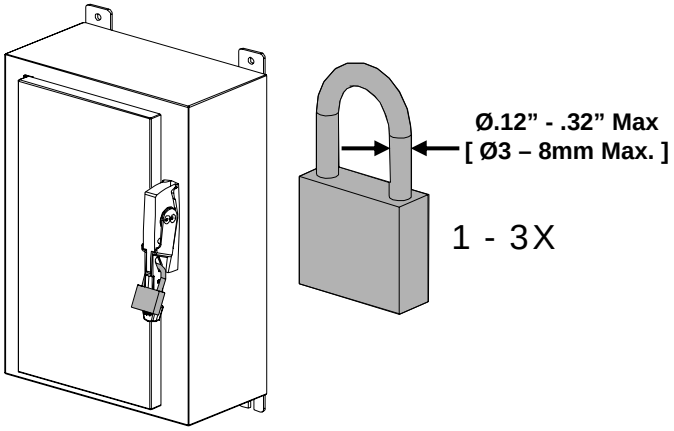

Option:
[Opción:]

Padlock ON / I
[Candado ON / I]

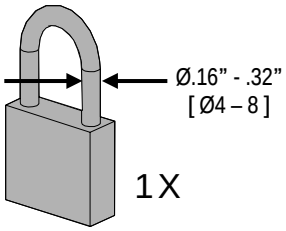

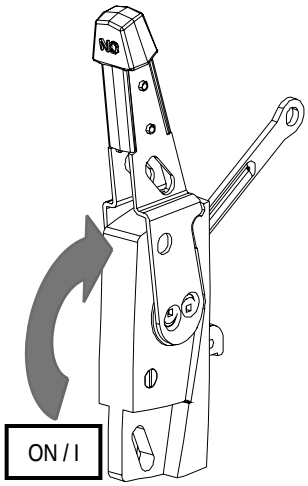

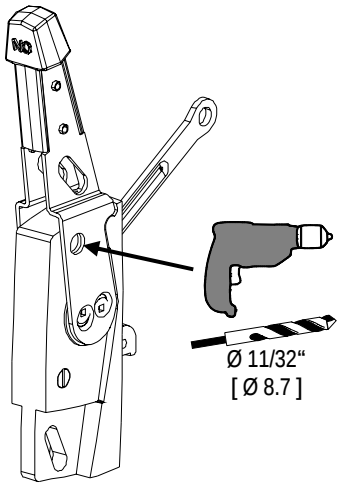

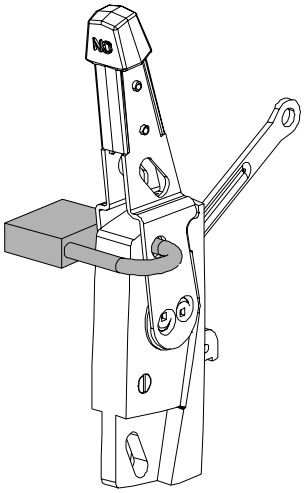

© Siemens Energy & Automation Inc. 2006