Field Modifications

For NEMA 1 General Purpose Lift Off Cover Enclosure Only①②

	Description		Catalog No	Price $
	Start/Stop Operator With Mounting Bracket, Wire and Hardware 600V Heavy Duty		KXP1	68.00
	Start/Stop Operator With Pilot Light Includes Mounting Bracket Wire and Hardware Green Start, Red Stop, Red Pilot Lens	115V	KXP1RJ	150.00
		220V	KXP2RJ	150.00
		460V	KXP4RJ	150.00
	On-Off Operator With Mounting Bracket, Wire and Hardware 600V Heavy Duty		KXS5	68.00
	Hand-Off-Auto Operator With Mounting Bracket, Wire and Hardware 600V Heavy Duty		KXS	68.00
	Pilot Light With Mounting Bracket, Wire and Hardware 115V	Red	KXLR	86.00
		Green	KXLG	86.00
	Twin Pilot Light With Mounting Brackets, Wire and Hardware 115V Green Start, Red Stop		KXLGR	86.00
	Dust Cover For NEMA 12 Application	For Use On Catalog Number		
		KXP1	3SX3600	8.60
		KXP1RJ KXP2RJ KXP4RJ	3SX3601	12.80
	Reset Button, Blue, Flush NEMA 1 with extension rod	For Overload Relay Type 3UA and SA Types	3SA8903A	21.50
	Cover for Reset Button (NEMA 3R, 12 and 4)		3SX3602	4.30
	Tightening Tool		3SX1707	10.70

Auxiliary Contact Blocks

Illustration	Type	Starter Catalog Designation Code	Auxiliary Contacts NO	Auxiliary Contacts NC	NC/Late Break	Auxiliary Contact Mounting Position	Position	Block Location	Obsolete Catalog No	Current Catalog No	List Price $
 3TY7561-1AA00	SXL, SCB SCN, SCF SRL, SPF SPB, SRB SRF, SRN SOB, SOF SON	HA-HD	Not Replaceable		—	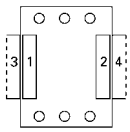	—	—	—	—	—
		HE-HT	1	1	—		1	Left	3TY7561-1A	3TY7561-1AA00	31.③
			1	1	—		2	Right	3TY7561-1B	3TY7561-1AA00	31.③
			1	—	1		4	Right	—	3TY7561-1E	31.③
		HG-HT 2nd Aux Contact Block	1 1	1 1	— —		3 4	Left Right	3TY7561-1K 3TY7561-1L	3TY7561-1KA00 3TY7561-1KA00	31.③ 31.③

For NEMA 1 hinged cover enclosures use P30 Kits on following pages.

①A maximum of one KX type kit will fit in a general purpose lift off cover enclosure.
②NEMA A600 contact ratings.
③Discount Code: NEMA Control.



Mounting Bracket
For Pilot Devices

Pushbuttons① For NEMA 1, 3R, 4 and 12 Hinged Enclosures

Illustration	Operator	Contact Blocks	Legend	Catalog No	Price $
 Typical Pushbutton Kit	1 Each—Flush Black Pushbutton—3SB03-PFB 1 Each—Extended Red Pushbutton—3SB03-PER	1 Each—1 NO 3SB1400-0B 1 Each—1 NC 3SB1400-0C	1 Each—"Start" P30NPS03 1 Each—"Stop" P30NPS04	**P30KB51**	**77.**
	2 Each—Flush Black Pushbutton—3SB03-PFB 1 Each—Extended Red Pushbutton—3SB03-PER	2 Each—1 NO 3SB1400-0B 3 Each—1 NC 3SB1400-0C	1 Each—"Forward" P30NPS07 1 Each—"Off" P30NPS02 1 Each—"Reverse" P30NPS08	**P30KB81**	**141.**
	2 Each—Flush Black Pushbutton—3SB03-PFB 1 Each—Extended Red Pushbutton—3SB03-PER	2 Each—1 NO 3SB1400-0B 2 Each—1 NC 3SB1400-0C	1 Each—"Slow" P30NPS11 1 Each—"Stop" P30NPS04 1 Each—"Fast" P30NPS09	**P30KB82**	**141.**

Selector Switches① For NEMA 1, 3R, 4 and 12 Hinged Enclosures

Illustration	Operator	Contact Blocks	Legend	Catalog No	Price $
 Typical Selector Switch Kit	1 Each—2 Position Maintained Selector Switch—Black Knob 3SB03-2MKB	1 Each—1 NO 3SB1400-0B	1 Each—"Stop–Start" P30NPS51	**P30KS51**	**47.**
	1 Each—2 Position Maintained Selector Switch—Black Knob 3SB03-2MKB	2 Each—1 NO 3SB1400-0B	1 Each—"Reverse–Forward" P30NPS53	**P30KS53**	**60.**
	1 Each—3 Position Maintained Selector Switch—Black Knob 3SB03-3MKB	2 Each—1 NO 3SB1400-0B	1 Each—"Hand–Off–Auto" P30NPS80	**P30KS80**	**60.**
	1 Each—3 Position Maintained Selector Switch—Black Knob 13SB03-3MKB	2 Each—1 NO 3SB1400-0B	1 Each—"Reverse–Off–Forward" P30NPS81	**P30KS81**	**60.**
	1 Each—3 Position Maintained Selector Switch—Black Knob 3SB03-3MKB	2 Each—1 NO 3SB1400-0B	1 Each—"Slow–Stop–Fast" P30NPS82	**P30KS82**	**60.**

①In addition to items listed, all kits contain wire, sleeving, cable ties, and tie supports.

Pilot Lights① For NEMA 1, 3R, 4 and 12 Hinged Enclosures

Illustration	Operator	Voltage	Lens Color	Legend	Catalog No	Price $
 Typical Pilot Light Kit	1 Each—Resistor Type Pilot Light—3SB03-LR1A	115V AC	Green 3SB1910-1JE	1 Each—"Off" P30NPS02	**P30KLGR1**	**128.**
	1 Each—Resistor Type Pilot Light—3SB03-LR1A	115V AC	Red 3SB1910-1JC	1 Each—"Run" P30NPS06	**P30KLRR1**	**128.**
	1 Each—Transformer Type Pilot Light—3SB03-LT1A	115V AC	Green 3SB1910-1JE	1 Each—"Off" P30NPS02	**P30KLGT1**	**128.**
	1 Each—Transformer Type Pilot Light—3SB03-LT1A	115V AC	Red 3SB1910-1JC	1 Each—"Run" P30NPS06	**P30KLRT1**	**128.**
	1 Each—Transformer Type Pilot Light—3SB03-LT2A	230V AC	Green 3SB1910-1JE	1 Each—"Off" P30NPS02	**P30KLGT2**	**128.**
	1 Each—Transformer Type Pilot Light—3SB03-LT2A	230V AC	Red 3SB1910-1JC	1 Each—"Run" P30NPS06	**P30KLRT2**	**128.**
	1 Each—Transformer Type Pilot Light—3SB03-LT4A	460V AC	Green 3SB1910-1JE	1 Each—"Off" P30NPS02	**P30KLGT4**	**128.**
	1 Each—Transformer Type Pilot Light—3SB03-LT4A	460V AC	Red 3SB1910-1JC	1 Each—"Run" P30NPS06	**P30KLRT4**	**128.**
	1 Each—Transformer Type Push to Test Pilot Light—3SB03-TT1A	115V AC	Red 3SB1910-0EC	1 Each—"Run" P30NPS06	**P30KPRT1**	**128.**
	1 Each—Transformer Type Push to Test Pilot Light—3SB03-TT1A	115V AC	Green 3SB1910-0EE	1 Each—"Off" P30NPS02	**P30KPGT1**	**128.**
	1 Each—Transformer Type Push to Test Pilot Light—3SB03-TT2A	230V AC	Red 3SB1910-0EC	1 Each—"Run" P30NPS06	**P30KPRT2**	**128.**
	1 Each—Transformer Type Push to Test Pilot Light — 3SB03-TT2A	230V AC	Green 3SB1910-0EE	1 Each—"Off" P30NPS02	**P30KPGT2**	**128.**
	1 Each—Transformer Type Push to Test Pilot Light—3SB03-TT4A	460V AC	Red 3SB1910-0EC	1 Each—"Run" P30NPS06	**P30KPRT4**	**128.**
	1 Each—Transformer Type Push to Test Pilot Light—3SB03-TT4A	460V AC	Green 3SB1910-0EE	1 Each—"Off" P30NPS02	**P30KPGT4**	**128.**
	1 Each—Full Voltage Type Pilot Light—3SB03-LFCR	24V AC	Red 3SB1910-1JC	1 Each—"Run" P30NPS06	**P30KLRFC**	**128.**
	1 Each—Full Voltage Type Pilot Light—3SB03-LFCG	24V AC	Green 3SB1910-1JE	1 Each—"Off" P30NPS02	**P30KLGFC**	**128.**
	1 Each—Full Voltage Push to Test Pilot Light—3SB03-TFCR	24V AC	Red 3SB1910-0EC	1 Each—"Run" P30NPS06	**P30KPRFC**	**128.**
	1 Each—Full Voltage Push to Test Pilot Light—3SB03-TFCG	24V AC	Green 3SB1910-0EE	1 Each—"Off" P30NFS02	**P30KPGFC**	**128.**

①In addition to items listed, all kits contain wire, sleeving, cable ties, and tie supports.



Control Transformer

Ordering Information

- All enclosed starter panels are predrilled to accept these kits. Kits cannot be used with NEMA 1 general purpose lift-off cover type, enclosed non-combination starters.

Each Transformer Kit Consists Of:

- Control Transformer
- 1-Pole Secondary Type K Fuse Block and a 13/32" x 1½" Fuse
- 50VA and Larger Will also Include 2-Pole Primary Fuse Block and Current Limiting Fuses Class CC Rejection Type
- All Fuse Blocks Are Mounted and Wired Directly on Transformer
- Wiring Instructions
- Mounting Hardware and Wire

Control Power Transformers

Primary Voltage	VA Rating①②	Standard for Max HP Size Starter	Catalog Number		Price $
			24 Volt Secondary	115 Volt Secondary	
120	45	HA–HG	**KT1050**	—	**139.**
120	50	HA–HH	**KT1050P**	—	**185.**
120	100	HJ	**KT1100**	—	**193.**
120	150	—	**KT1150**	—	**258.**
120	200	HN	**KT1200**	—	**289.**
120	300	HR	**KT1300**	—	**356.**
120	500①	HT	**KT1500**	—	**424.**
208	45	HA–HG	**KTG050**	**KTH050**	**139.**
208	50	HA–HH	**KTG050P**	**KTH050P**	**185.**
208	100	HJ	**KTG100**	**KTH100**	**193.**
208	150	—	**KTG150**	**KTH150**	**258.**
208	200	HN	**KTG200**	**KTH200**	**289.**
208	300	HR	**KTG300**	**KTH300**	**356.**
208	500①	HT	**KTG500**	**KTH500**	**424.**
230/460	45	HA–HG	**KT4050**	**KT8050**	**139.**
230/460	50	HA–HH	**KT4050P**	**KT8050P**	**185.**
230/460	100	HJ	**KT4100**	**KT8100**	**193.**
230/460	150	—	**KT4150**	**KT8150**	**258.**
230/460	200	HN	**KT4200**	**KT8200**	**289.**
230/460	300	HR	**KT4300**	**KT8300**	**356.**
230/460	500①	HT	**KT4500**	**KT8500**	**424.**
277	45	HA–HG	**KT5050**	**KT7050**	**139.**
277	50	HA–HH	**KT5050P**	**KT7050P**	**185.**
277	100	HJ	**KT5100**	**KT7100**	**193.**
277	150	—	**KT5150**	**KT7150**	**258.**
277	200	HN	**KT5200**	**KT7200**	**289.**
277	300	HR	**KT5300**	**KT7300**	**356.**
277	500①	HT	**KT5500**	**KT7500**	**424.**
575	45	HA–HG	**KT6050**	**KT9050**	**139.**
575	50	HA–HH	**KT6050P**	**KT9050P**	**185.**
575	100	HJ	**KT6100**	**KT9100**	**193.**
575	150	—	**KT6150**	**KT9150**	**258.**
575	200	HN	**KT6200**	**KT9200**	**289.**
575	300	HR	**KT6300**	**KT9300**	**356.**
575	500①	HT	**KT6500**	**KT9500**	**424.**

①500VA CPT has 150VA available above size 5 requirement.
②Standard transformer kit below 50VA will not include primary fusing. If required, see page 189 for separate mounted fuse clips Catalog Number KCCFP45.

Control Circuit Fuse Blocks (Panel Mount Only)



Control Circuit
Fuse Block Kits
(Panel Mount)

The KCCF1 and KCCF2 control circuit 30 amp fuse block kits are designed to be used on HP Rated starters, when either one or two control circuit fuses 600 volts maximum, are required. The KCCF1 and KCC2 fuse blocks will accept standard 600 volt bussmann type KTK or equivalent fuses. Fuses are not included.

The KCCFP2R 30 amp fuse block is designed for control transformer primary fusing and will accept class CC 600 volt fuses only. Fuses are not included.

The KCCFP45 fuse block is designed for use with the 45 VA control transformer type KT field modification kits, as listed in the preceding catalog page only, when primary fusing is required. Class CC fuses are included in the fuse block kit.

Description	Catalog No	Price $
Primary Fuse Kit Class CC–2 Pole	KCCFP2R	28.
Single Fuse Unit (Non-Rejection Type)	KCCF1	10.
Double Fuse Unit (Non-Rejection Type)	KCCF2	31.
Primary Fuse Kit For 45VA CPT (Rejection Type with Fuses)–2 Pole	KCCFP45	67.

Type "MCS" Fuse Clip Kits 30–200 Amps (Combination Starters)



Class R
Fuse Clip Kit

The Fuse Clip Kit series KFC–R and KFC–J is intended for use on combination starters Class SCN and SON plus pump panels Class SPF, which are already provided with disconnect switches.①②③

Disconnect Switch Ampere Rating	Fuse Clip Ampere Rating	250 Volts 3-Pole Class R Fuse Clip Kit Catalog No	250 Volts Price $	600 Volts 3-Pole Class R Fuse Clip Kit Catalog No	600 Volts Price $
30	30	KFCK32R	15.	KFCK36R	19.
30/60	60	KFCK62R	19.	KFCK66R	23.
60	100	KFC016R	81.	KFC016R	81.
100	100	KFCK16R	81.	KFCK16R	81.
100	200	KFC026R	123.	KFC026R	123.
200	200	KFCK26R	123.	KFCK26R	123.
Disconnect Switch Ampere Rating	**Fuse Clip Ampere Rating**	**Type J Fuse Clip Kit**	**Price $**	**Type J Fuse Clip Kit**	**Price $**
30	30	KFCK36J	56.	KFCK36J	56.
30/60	60	KFCK66J	65.	KFCK66J	65.
60	100	KFC016J	108.	KFC016J	108.
100	100	KFCK16J	108.	KFCK16J	108.
100	200	KFC026J	123.	KFC026J	123.
200	200	KFCK26J	123.	KFCK26J	123.

Type "MCS" Auxiliary Switch Kits

Switch Ampere Rating	Contact Arrangement 1-NO/1-NC Catalog No	1-NO/1-NC Price $	2-NO/2-NC Catalog No	2-NO/2-NC Price $
30	KT6031	58.	KT6032	112.
60	KT6031	58.	KT6032	112.
100	KT6101	69.	KT6102	131.
200	KT6201	73.	KT6202	131.

①Refer to HP rating table on the Class SCF starters catalog page to obtain correct sizing of fuse clips.
②For factory installed fuse clips, refer to Type SCF starters.
③Fuses not included.