SIEMENS

## Data sheet 3VA6560-6HN32-0AA0



circuit breaker 3VA6 UL Frame 800 breaking capacity class H 65 kA @ 480 V 3-pole, line protection ETU350, LSI, In=600 A overload protection Ir=240 A ...600 A short-circuit protection Isd=1.5... 12 x Ir, Ii=12 x In nut keeper kit

| | |
|---|---|
| **Model** | |
| product brand name | SENTRON |
| product designation | Molded-case circuit breaker |
| product designation / according to UL file | HMAE |
| design of the product | System protection |
| design of the load switch / according to UL 489 / Heating, Air Conditioning, and Refrigeration circuit breaker (HACR Type) | Yes |
| design of the overcurrent release | ETU350 |
| protection function of the overcurrent release | LSI |
| number of poles | 3 |
| **General technical data** | |
| insulation voltage / rated value | 800 V |
| operating voltage / at AC / rated value | 690 V |
| power loss [W] / maximum | 151 W |
| power loss [W] / for rated value of the current / at AC / in hot operating state / per pole | 50.33 W |
| mechanical service life (operating cycles) / typical | 10 000 |
| electrical endurance (operating cycles) / at AC-1 / at 380/415 V | 5 100 |
| electrical endurance (operating cycles) / at AC-1 / at 690 V | 3 500 |
| electrical endurance (operating cycles) / at 480 V | 5 100 |
| electrical endurance (operating cycles) / at 600 V | 3 500 |
| product feature / for neutral conductors / upgradable/retrofittable / short-circuit and overload proof | No |
| ground-fault monitoring version | without |
| product function | |
| ● communication function | No |
| ● other measurement function | No |
| Net Weight | 13.499 kg |
| **Current** | |
| marking / according to UL 489 / 100%-rated breaker | No |
| operational current | |
| ● at 40 °C | 600 A |
| ● at 45 °C | 600 A |
| ● at 50 °C | 600 A |
| ● at 55 °C | 600 A |
| ● at 60 °C | 600 A |
| ● at 65 °C | 555 A |
| ● at 70 °C | 510 A |
| **Switching capacity according to IEC 60947** | |
| switching capacity class of the circuit breaker | H |
| maximum short-circuit current breaking capacity (Icu) | |


Subject to change without notice
© Copyright Siemens

| | |
|---|---|
| ● at 240 V | 110 kA |
| ● at 415 V | 85 kA |
| ● at 690 V | 35 kA |
| operating short-circuit current breaking capacity (Ics) | |
| ● at 240 V | 110 kA |
| ● at 415 V | 85 kA |
| ● at 690 V | 19 kA |
| short-circuit current making capacity (Icm) | |
| ● at 240 V | 242 kA |
| ● at 415 V | 187 kA |
| ● at 690 V | 74 kA |
| **Switching capacity according to UL 489** | |
| current breaking capacity | |
| ● at 240 V | 150 kA |
| ● at 480 V | 65 kA |
| ● at 600 V | 35 kA |
| **Adjustable parameters** | |
| adjustable response value setting current (Ir) / of the L-trip / with I2t characteristic | |
| ● minimum | 250 A |
| ● maximum | 600 A |
| adjustable response value delay time (tr) / for L-tripping / with I2t characteristic | |
| ● minimum | 0.5 s |
| ● maximum | 17 s |
| adjustable response value setting current (Isd) / of S-trip / with I0t characteristic | |
| ● minimum | 900 A |
| ● maximum | 7 200 A |
| adjustable response value setting current (Isd) / of S-trip / with I2t characteristic | |
| ● minimum | 900 A |
| ● maximum | 7 200 A |
| adjustable response value delay time (tsd) / for S-tripping / with I2t characteristic | |
| ● minimum | 0.0001 s |
| ● maximum | 0.4 s |
| adjustable response value setting current (Ii) / for I-tripping | |
| ● minimum | 7 200 A |
| ● maximum | 7 200 A |
| adjustable response value delay time (tg) / for G-tripping / with I0t characteristic | |
| ● minimum | 0.1 s |
| ● maximum | 0.3 s |
| adjustable setting current (InN) / for N-tripping | |
| ● minimum | 0 A |
| ● maximum | 0 A |
| product function / grounding protection | No |
| **Mechanical Design** | |
| product component | |
| ● undervoltage release | No |
| ● voltage trigger | No |
| ● trip indicator | No |
| height [in] | 12.91 in |
| height | 328 mm |
| width [in] | 8.27 in |
| width | 210 mm |
| depth [in] | 4.72 in |
| depth | 120 mm |
| **Connections** | |
| arrangement of electrical connectors / for main current circuit | Front connection |
| type of electrical connection / for main current circuit | nut keeper kit on both ends |


Subject to change without notice
© Copyright Siemens

| | |
|---|---|
| type of connectable conductor cross-sections / for flat-bar terminal connection / minimum | 20 x 4 mm |
| type of connectable conductor cross-sections / for flat-bar terminal connection / maximum | 50 x 28 mm |
| **Auxiliary circuit** | |
| number of CO contacts / for auxiliary contacts | 0 |
| **Accessories** | |
| product extension / optional / motor drive | No |
| **Environmental conditions** | |
| protection class IP / on the front | IP40 |
| ambient temperature | |
| • during operation / minimum | -25 °C |
| • during operation / maximum | 70 °C |
| • during storage / minimum | -40 °C |
| • during storage / maximum | 80 °C |
| reference code / according to IEC 81346-2 | Q |

## Approvals / Certificates

### General Product Approval







Confirmation





| General Product Approval | | | EMV | Test Certificates |
|---|---|---|---|---|
|   |   | Miscellaneous |  |   | Type Test Certificates/Test Report |

| Marine / Shipping | | | | | other |
|---|---|---|---|---|---|
|   |   |   |   |   | Confirmation |

| other | | Dangerous goods | Environment |
|---|---|---|---|
| Miscellaneous | Miscellaneous | Transport Information | Environmental Confirmations |

## Further information

**Information on the packaging**
https://support.industry.siemens.com/cs/ww/en/view/109813875
**Information- and Downloadcenter (Catalogs, Brochures,…)**
http://www.siemens.com/lowvoltage/catalogs
**Industry Mall (Online ordering system)**
https://mall.industry.siemens.com/mall/en/en/Catalog/product?mlfb=3VA6560-6HN32-0AA0
**Service&Support (Manuals, Certificates, Characteristics, FAQs,...)**
https://support.industry.siemens.com/cs/ww/en/ps/3VA6560-6HN32-0AA0
**Image database (product images, 2D dimension drawings, 3D models, device circuit diagrams, ...)**
http://www.automation.siemens.com/bilddb/cax_en.aspx?mlfb=3VA6560-6HN32-0AA0
**CAx-Online-Generator**
http://www.siemens.com/cax
**Tender specifications**
http://www.siemens.com/specifications


© Copyright Siemens

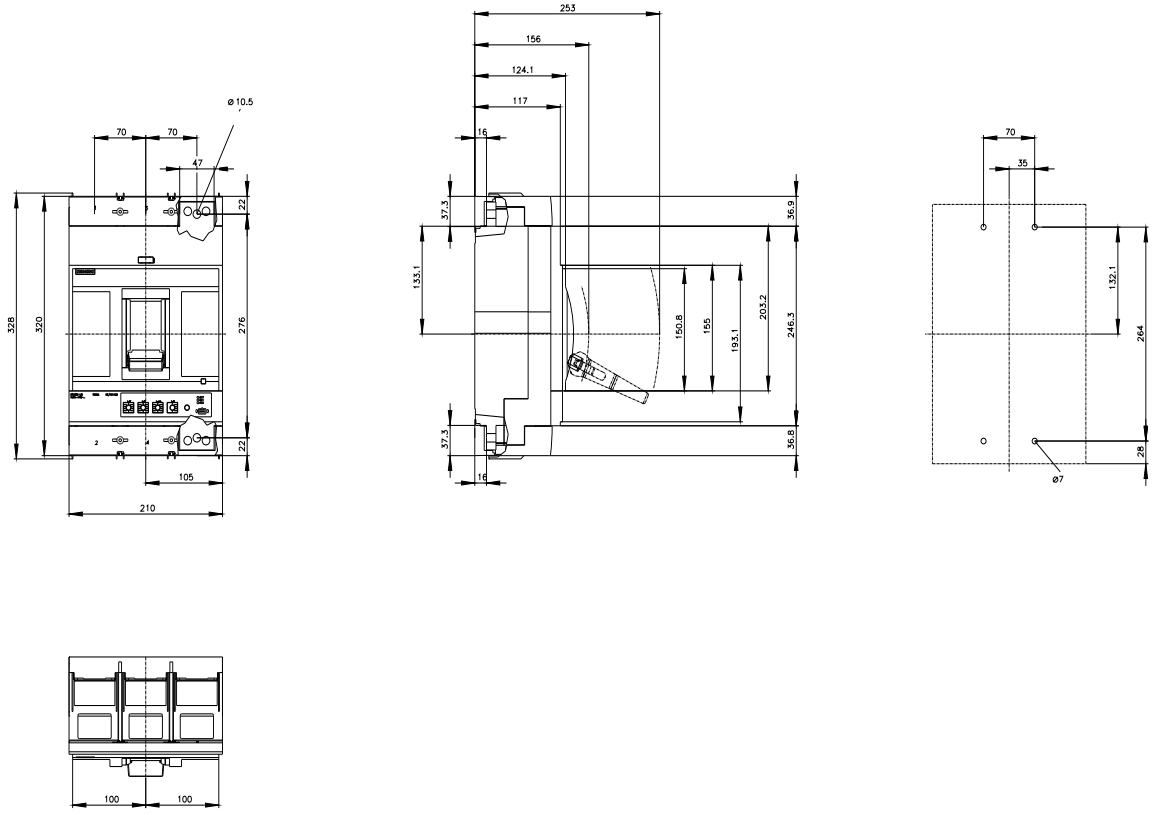


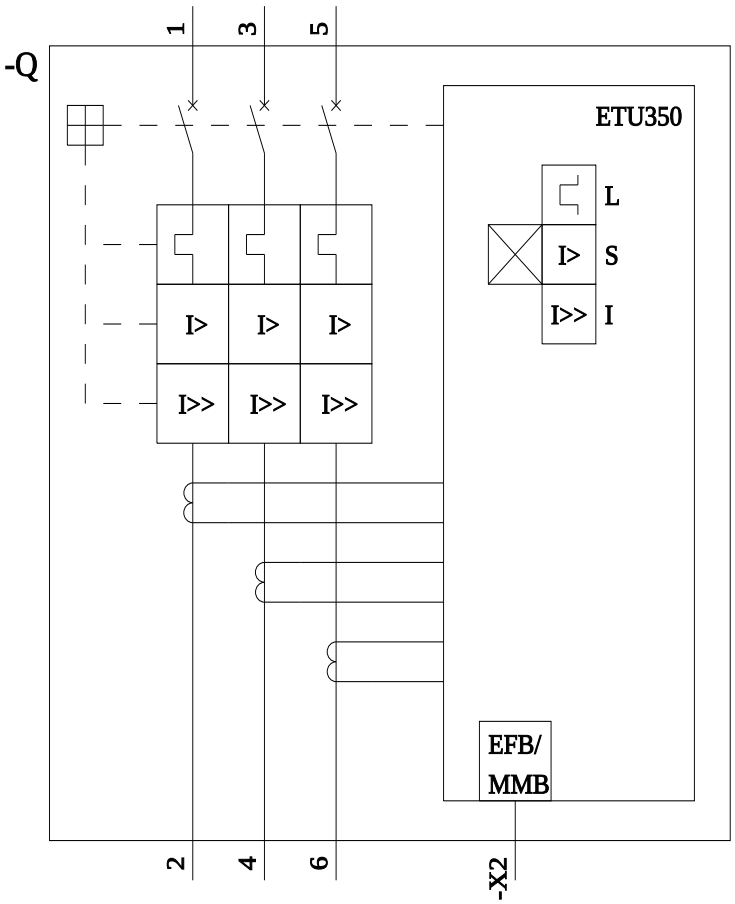



Subject to change without notice
© Copyright Siemens

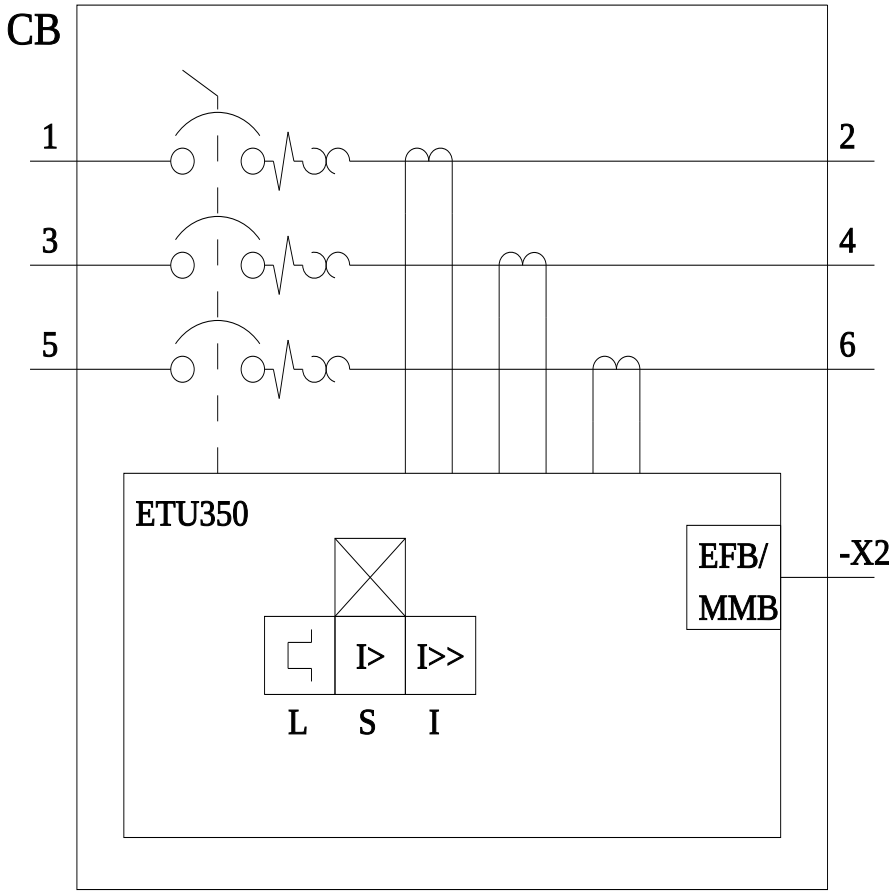


**last modified:** 3/11/2024


Subject to change without notice
© Copyright Siemens

Subject to change without notice
© Copyright Siemens