Convert load centers or meter combinations into standby power panels



Standard features

- UL listed for use in most Siemens load centers and meter combinations
- Suitable for use with optional standby systems in accordance with article 702 of the National Electric Code
- Corrosion resistant finish
- Easy assembly requiring no modifications to the load center or meter combination
- Remains attached to the main breakers when load center cover

Panels in which the bussing or wire forms from the meter socket land on main lugs are not acceptable for use in standby systems because turning the main breaker to "OFF" does not prevent feedback to the utility power lines. Examples of such panels include catalog numbers that start with the following letters.

MC0606L1200*

MM0406L1*

MC1212L1200*



Wire forms or bussing



Utility main breaker

Standby power main breaker



To activate standby power the utility main breaker must be in the "OFF" position to prevent dangerous feedback between the power sources.

Acceptable usage of Interlock Kits by load center/meter combination catalog numbers

ES Series Load Centers can utilize interlock kits: 1, 2, 5, 6, 7. Kits 3 and 4 can also be used on main breaker panels.

PL Series Load Centers can utilize interlock kits: 1, 2, 3, 4, 5, 6, 7.

Siemens Meter Combinations			
MC0408B1200RGA	8	MC1020B1100S	1 2
MC0408B1200RT	8	MC1224B1100EFC	2
MC0408B1200T	8	MC1224B1100ESC	2
MC0816B1150JLT	9	MC1224B1125EFC	2
MC0816B1150RCT	8	MC1224B1125ESC	2
MC0816B1150TH	5 7	MC2040B1150JLC	8
MC0816B1200CT	8	MC2040B1200JLC	8
MC0816B1200EFN	2	MC2040B1200R	5 7
MC0816B1200ESN	2	MC2040B1200RC	9
MC0816B1200EST	2	MC2040B1200RJBC	9
MC0816B1200JLT	9	MC2442S1200FC	2
MC0816B1200RCT	8	MC2442S1200SC	2
MC0816B1200RGA	8	MC3042B1200FED	3
MC0816B1200RTH	5 7	MC3042B1200JLC	8
MC0816B1200T	7	MC3042B1400FD	5 7
MC0816B1200TH	5 7	MC3042B1400SC	5 7
MC0816B1350RLTM	5	MC3042B1400SCS	5 7
MC0816B1400RLTM	5	MC3042B1400SD	5 7
MC0816B1400SCS	5 7	MC3042B1400SDS	5 7
MC1020B1100F	1 2	MC4040S1200SC	5

Numbers 1 through 9 in these tables represent the last digit in each interlock kit catalog number. Example: 1 = ECSBPK01

When used in horizontal positions as typical in most load centers, ECSBPK07 is recommended for use only with QNR type circuit breakers.

Standby power interlock kits are not intended for use with AFCI, GFCI, 3-pole or 1/2" frame circuit breakers and 4 space, 125 amp load centers.

Siemens type EQ load centers using a "4-pole" main breaker do not have a kit available to interlock this main to branch circuits. Branch circuit positions can be interlocked.

Prevents dangerous feedback between two sources of power

Manual Transfer Interlock Kits①

Catalog number	Usage Information	Utility main breaker types	Standby main breaker types	Interlock Number
ECSBPK01 	For use on load centers or meter combinations that will accept 2-pole circuit breakers opposite one another as shown.	QP, QPH, HQPH	QP, QPH, HQPH	1 
ECSBPK02 	For use on load centers or meter combinations that will accept 2- or 4-pole next to a 2-pole circuit breaker side by side as shown.	QP, QPH, HQPH	QP, QPH, HQPH	2 
ECSBPK03② 	For use on UltimateTM and Rock Solid load centers, 150 amp and higher, to connect the main breaker to a 2-pole circuit breaker.	MBK150A, MBK200A, OR MBK225A	QP, QPH, HQPH	3 
ECSBPK04② 	For use on Ultimate and Rock Solid load centers, 125 amp and lower, to connect the main breaker to a 2-pole circuit breaker.	MBK100A or MBK125A	QP, QPH, HQPH	4 
ECSBPK05 	For use on load centers or meter meter combinations that will accept a QNR (MD-TR) frame circuit breaker next to a 2-pole circuit breaker as shown.	QNR, QNRH, HQNR	QP, QPH, HQPH	5 
CSBPK06② 	For use on load centers or meter combinations that will accept a QN (MD-T) frame circuit breaker next to a 2-pole circuit breaker as shown.	QN, QNH, HQN	QP, QPH, HQPH	6 
ECSBPK07 	For use on load centers or meter combinations that will accept two QNR (MD--TR) circuit breakers side by side as shown OR will accept two QN (MD--T) circuit breakers side by side as shown.	QNR, QNRH, HQNR, QN, QNH, HQN	QNR, QNRH, HQNR QN, QNH, HQN	7 
ECSBPK08② 	For use on 8 space, over/under, OH/UG feed meter combinations as shown. Limited application to specific catalog numbers.	QPP, QPPH	QP, QPH, HQPH	8 
ECSBPK09② 	For use on 20 space, over/under, OH/UG feed meter combinations as shown. Limited application to specific catalog numbers.	QPP, QPPH	QP, QPH, HQPH	9 

① Manual breaker interlock kits are attached to the breakers not the trim of the load center.

② These kits take up 2 spaces adjacent to the 2 pole breaker being interlocked. Those spaces cannot accommodate filler plates.