SIEMENS

Data sheet 3RA2317-8XB30-1FB4

reversing contactor assembly, AC-3e/AC-3, 12 A, 5.5 kW / 400 V, 3-pole, 24 V DC, with integrated diode, screw terminal, electrical and mechanical interlock



product brand name	SIRIUS
product designation	Reversing contactor assembly
product type designation	3RA23
manufacturer's article number	
● 1 of the supplied contactor	3RT2017-1FB42
● 2 of the supplied contactor	3RT2017-1FB42
● of the supplied RH assembly kit	3RA2913-2AA1
General technical data	
size of contactor	S00
product extension auxiliary switch	Yes
shock resistance at rectangular impulse	
● at AC	7,3 g / 5 ms, 4,7 g / 10 ms
● at DC	7.3 g / 5 ms, 4.7 g / 10 ms
shock resistance with sine pulse	
● at AC	11,4 g / 5 ms, 7,3 g / 10 ms
● at DC	11,4 g / 5 ms, 7,3g / 10 ms
mechanical service life (operating cycles)	
● of contactor typical	10 000 000
● of the contactor with added auxiliary switch block typical	10 000 000
reference code according to IEC 81346-2	Q
Substance Prohibitance (day/month/year)	10/01/2009
SVHC substance name	Lead CAS-No. 7439-92-1
Net Weight	0.573 kg
Ambient conditions	
installation altitude at height above sea level maximum	2 000 m
ambient temperature	
● during operation	-25 ... +60 °C
● during storage	-55 ... +80 °C
Main circuit	
number of poles for main current circuit	3
number of NO contacts for main contacts	3
number of NC contacts for main contacts	0
operating voltage	
● at AC-3 rated value maximum	690 V
● at AC-3e rated value maximum	690 V
operational current	
● at AC-3	
— at 400 V rated value	12 A
— at 500 V rated value	9.2 A

Subject to change without notice
© Copyright Siemens

— at 690 V rated value	6.7 A
● at AC-3e	
— at 400 V rated value	12 A
— at 500 V rated value	9.2 A
— at 690 V rated value	6.7 A
operating power	
● at AC-3	
— at 400 V rated value	5.5 kW
— at 500 V rated value	5.5 kW
— at 690 V rated value	5.5 kW
● at AC-3e	
— at 400 V rated value	5.5 kW
— at 690 V rated value	5.5 kW
● at AC-4 at 400 V rated value	4 kW
operating frequency	
● at AC-3 maximum	750 1/h
● at AC-3e maximum	750 1/h
Control circuit/ Control	
type of voltage of the control supply voltage	DC
control supply voltage 1 at DC rated value	24 V
design of the surge suppressor	diode
closing power of magnet coil at DC	4 W
holding power of magnet coil at DC	4 W
Auxiliary circuit	
contact reliability of auxiliary contacts	< 1 error per 100 million operating cycles
UL/CSA ratings	
full-load current (FLA) for 3-phase AC motor	
● at 480 V rated value	11 A
● at 600 V rated value	11 A
yielded mechanical performance [hp] for 3-phase AC motor	
● at 200/208 V rated value	1.5 hp
● at 220/230 V rated value	3 hp
● at 460/480 V rated value	7.5 hp
● at 575/600 V rated value	10 hp
contact rating of auxiliary contacts according to UL	A600 / Q600
Short-circuit protection	
design of the fuse link	
● for short-circuit protection of the main circuit	
— with type of coordination 1 required	gG NH 3NA, DIAZED 5SB, NEOZED 5SE: 50 A
— with type of coordination 2 required	gG NH 3NA, DIAZED 5SB, NEOZED 5SE: 25 A
● for short-circuit protection of the auxiliary switch required	fuse gG: 10 A
Installation/ mounting/ dimensions	
mounting position	+/-180° rotation possible on vertical mounting surface; can be tilted forward and backward by +/- 22.5° on vertical mounting surface
fastening method	screw and snap-on mounting onto 35 mm DIN rail
height	68 mm
width	90 mm
depth	73 mm
required spacing	
● with side-by-side mounting	
— forwards	6 mm
— backwards	0 mm
— upwards	6 mm
— downwards	6 mm
— at the side	6 mm
● for grounded parts	
— forwards	6 mm
— backwards	0 mm
— upwards	6 mm

© Copyright Siemens

— at the side	6 mm
— downwards	6 mm
• for live parts	
— forwards	6 mm
— backwards	0 mm
— upwards	6 mm
— downwards	6 mm
— at the side	6 mm
Connections/ Terminals	
type of electrical connection	
• for main current circuit	screw-type terminals
• for auxiliary and control circuit	screw-type terminals
• at contactor for auxiliary contacts	Screw-type terminals
• of magnet coil	screw terminal
type of connectable conductor cross-sections for main contacts	
• solid	2x (0.5 ... 1.5 mm²), 2x (0.75 ... 2.5 mm²), 2x 4 mm²
• solid or stranded	2x (0,5 ... 1,5 mm²), 2x (0,75 ... 2,5 mm²), 2x (0,5 ... 4 mm²)
• finely stranded with core end processing	2x (0.5 ... 1.5 mm²), 2x (0.75 ... 2.5 mm²)
type of connectable conductor cross-sections	
• for auxiliary contacts	
— solid or stranded	2x (0.5 ... 1.5 mm²), 2x (0.75 ... 2.5 mm²)
— finely stranded with core end processing	2x (0.5 ... 1.5 mm²), 2x (0.75 ... 2.5 mm²)
• for AWG cables for auxiliary contacts	2x (20 ... 16), 2x (18 ... 14)
Safety related data	
product function suitable for safety function	Yes
Electrical Safety	
protection class IP on the front according to IEC 60529	IP20
touch protection on the front according to IEC 60529	finger-safe, for vertical contact from the front
Communication/ Protocol	
product function bus communication	Yes
protocol is supported AS-Interface protocol	No
product function control circuit interface with IO link	No

Approvals Certificates

Environment	General Product Approval				Test Certificates
Environmental Confirmations	UL	EAC	CE EG-Konf.	UKCA	Type Test Certificates/Test Report

Test Certificates	Maritime application				
Special Test Certificate	ABS	BUREAU VERITAS	DNV	LRS	PRS

Maritime application	other			Dangerous goods
RINA	Confirmation	Confirmation	产品合格 QC PASS	Transport Information

Further information

Information on the packaging
https://support.industry.siemens.com/cs/ww/en/view/109813875
Information for data generation and storage
https://support.industry.siemens.com/cs/ww/en/view/109995012
Information- and Downloadcenter (Catalogs, Brochures,…)

© Copyright Siemens

https://www.siemens.com/ic10

Industry Mall (Online ordering system)
https://mall.industry.siemens.com/mall/en/en/Catalog/product?mlfb=3RA2317-8XB30-1FB4

Service&Support (Manuals, Certificates, Characteristics, FAQs,...)
https://support.industry.siemens.com/cs/ww/en/ps/3RA2317-8XB30-1FB4

Image database (product images, 2D dimension drawings, 3D models, device circuit diagrams, EPLAN macros, ...)
https://www.automation.siemens.com/bilddb/cax_de.aspx?mlfb=3RA2317-8XB30-1FB4&lang=en

Cax online generator
https://support.automation.siemens.com/WW/CAXorder/default.aspx?lang=en&mlfb=3RA2317-8XB30-1FB4

Kennlinien
https://curves.simaris.siemens.com/curves/3RA2317-8XB30-1FB4

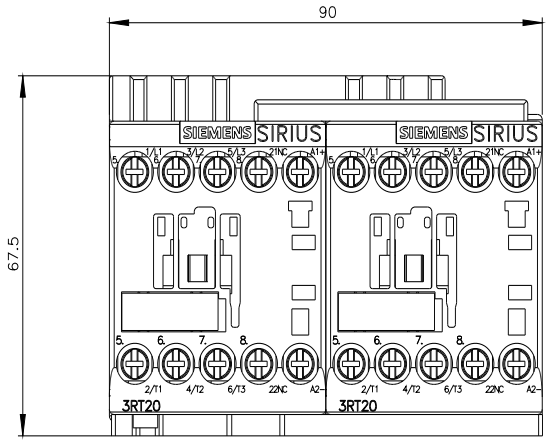

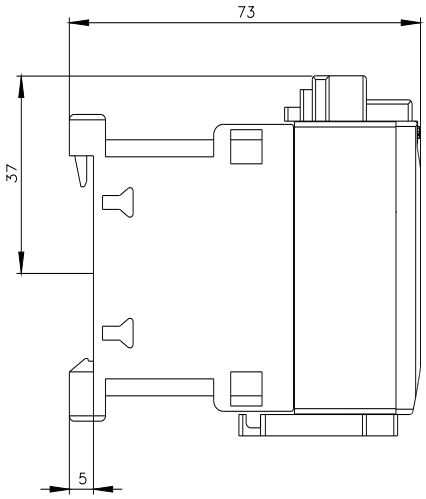

© Copyright Siemens

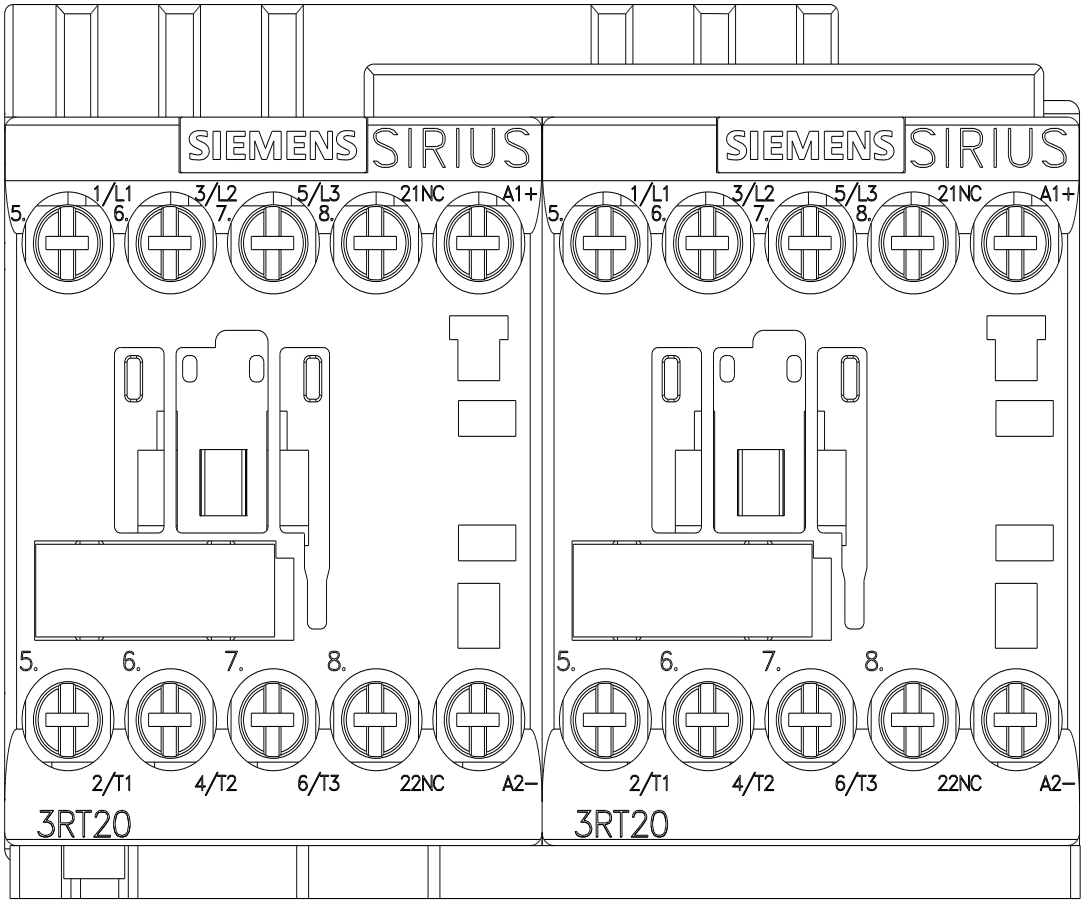

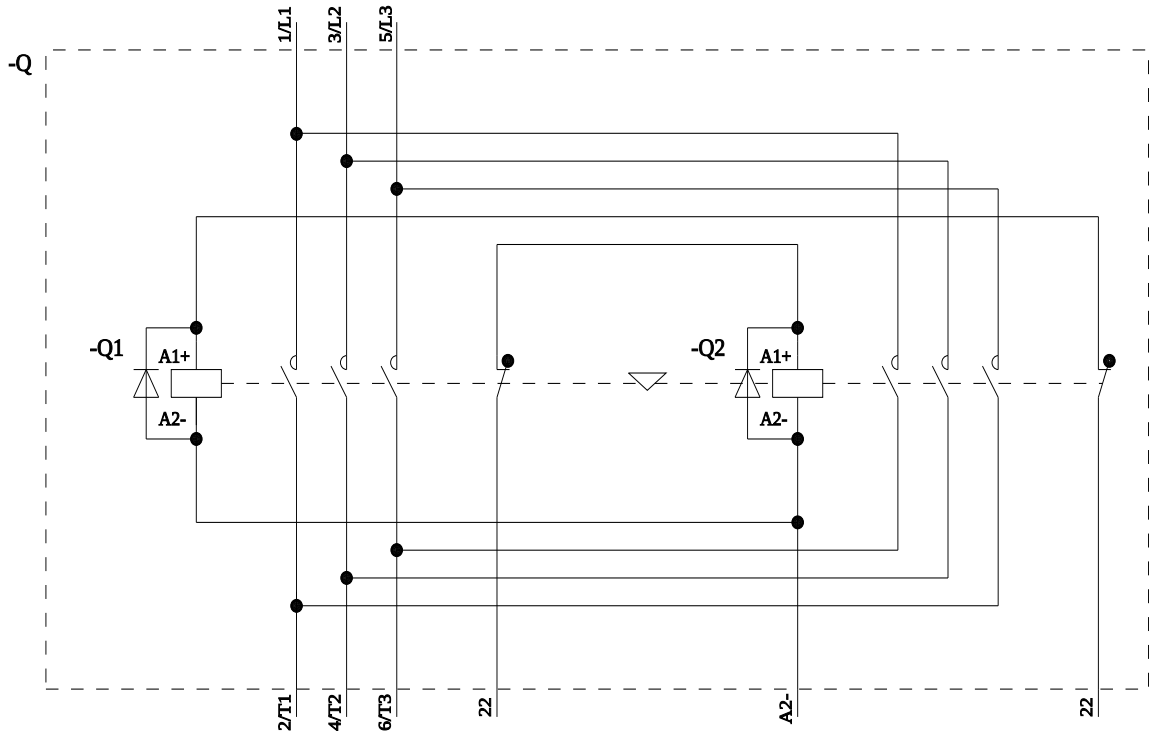

last modified: 7/22/2026

Subject to change without notice
© Copyright Siemens