SIEMENS

	U.S. Cat. No.	Euro Order No.	U.S. Cat. No.	Euro Order No.
Item:	STRPB24DC	3VL9800-1SC01	STRPM60	3VL9800-1SM01
	STRPC60DC	3VL9800-1SJ01	STRPN120	3VL9800-1SR01
	STRPD125DC	3VL9800-1SK01	STRPS277	3VL9800-1ST01
	STRPE250DC	3VL9800-1SQ01	STRPV600	3VL9800-1SV01

Shunt Trip
Bobina de Apertura
Déclencheur à émission de courant

For Use With Frame MG, NG, PG
Para Usar Con Caja Base MG, NG, PG

Installation Instructions / Instructivo de Instalación

⚠ Danger	⚠ Peligro	⚠ Danger
Hazardous Voltage. **Will cause death or serious injury.** Turn off and lock out all power supplying this device before working on this device. Replace all covers before power supplying this device is turned on.	**Tensión peligrosa.** **Puede causar la muerte o lesiones graves.** Desenergice totalmente antes de instalar o darle servicio. Reemplace todas las barreras y cubiertas antes de energizar el interruptor.	**Tension dangereuse.** **Danger de mort ou risque de blessures graves.** Couper l'alimentation de l'appareil et barrer avant de travailler. Remplacez touts les couverts avant que l'approvisionnement de pouvoir soit alimenté.

Use only with Siemens certified Components.
Utilizar únicamente con componentes certificados de Siemens.
A utiliser uniquement avec les composants certifiés Siemens.

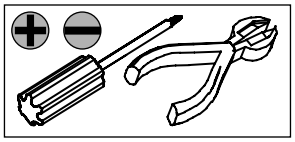

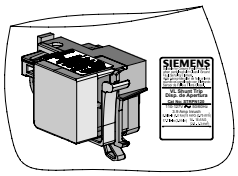

STRPB24DC STRPC60DC STRPD125DC STRPE250DC	3VL9800-1SC01 = 24V 3VL9800-1SJ01 = 48 - 60V 3VL9800-1SK01 = 110-127V 3VL9800-1SQ01 = 220-250V	V ⎓
STRPM60 STRPN120 STRPS277 STRPV600	3VL9800-1SM01 = 48-60V 3VL9800-1SR01 = 110-127V 3VL9800-1ST01 = 208-277V 3VL9800-1SV01 = 380-600V	V ~ 50 / 60 HZ

1

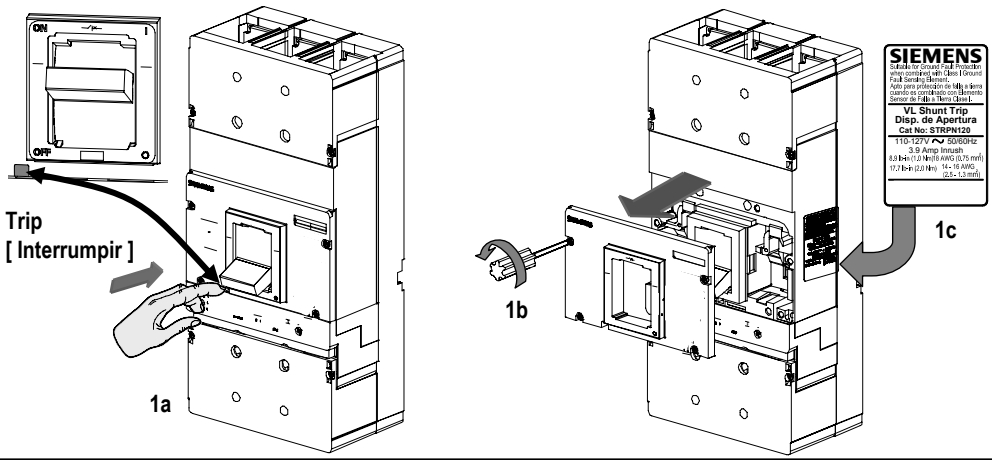

2

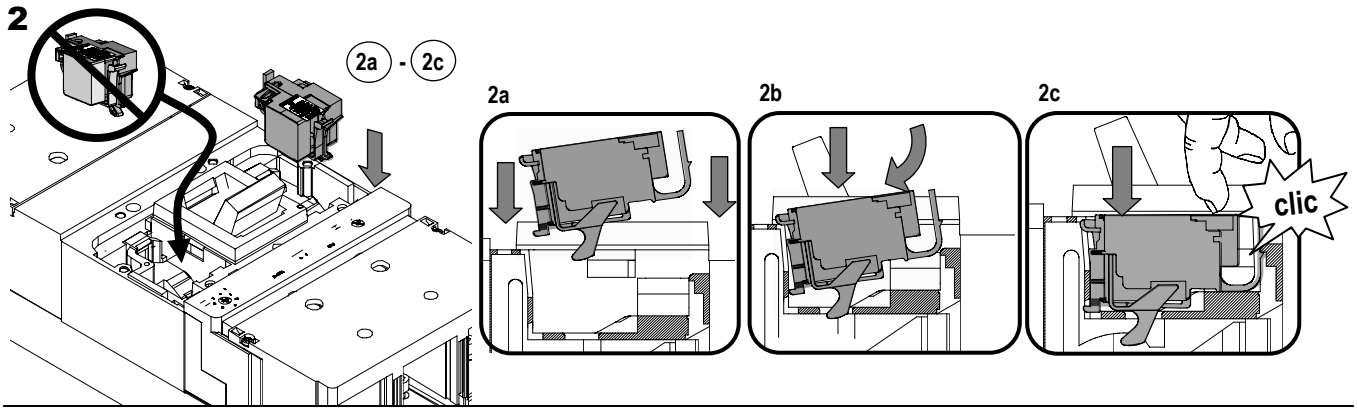

3 **Option A**
[Opción A]

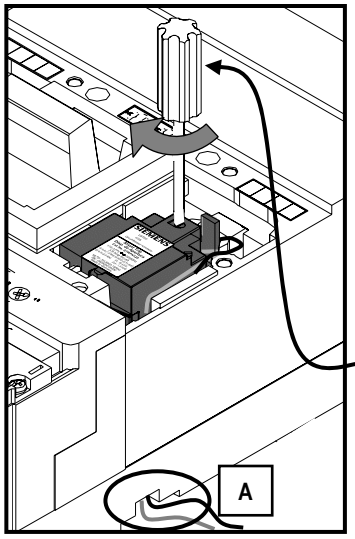

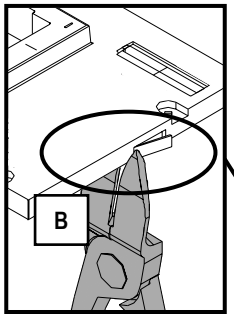

Torque [Esfuerzo de Torsión]	Wire Size [Medida Cable]
9 lb. in. [1.0 Nm]	18 AWG [0.75mm²]
18 lb. in. [2.0 Nm]	16 - 14 AWG [1.3 - 2.5mm²]

Option B
[Opción B]

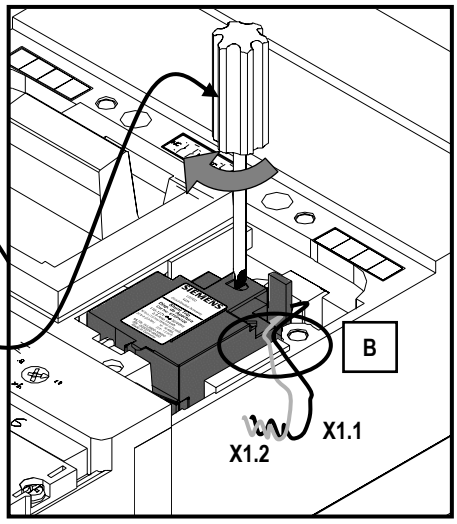

4

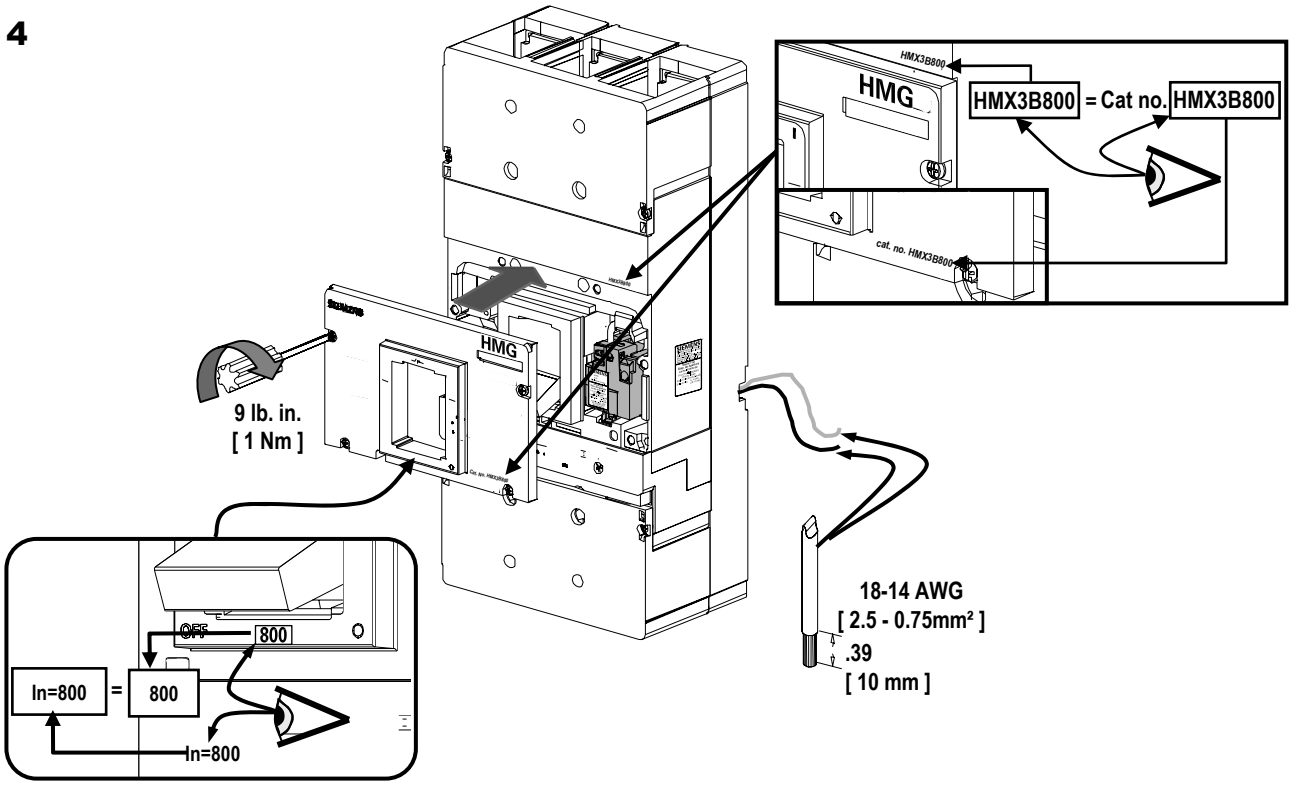

Removal
[Remover]

1

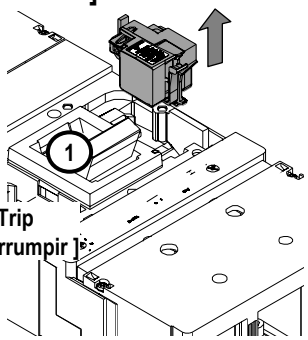

2

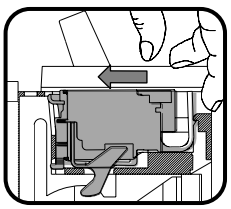

3

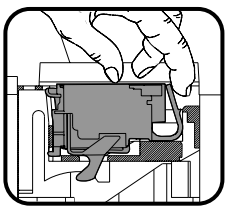

4

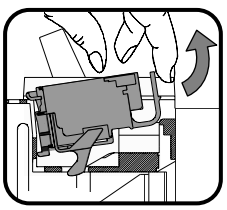

5

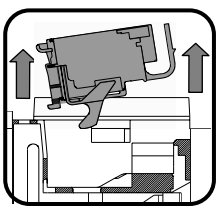

⚠ Danger	⚠ Peligro	⚠ Danger
Hazardous Voltage. **Will cause death or serious injury.** Turn off and lock out all power supplying this device before working on this device. Replace all covers before power supplying this device is turned on.	**Tensión peligrosa.** **Puede causar la muerte o lesiones graves.** Desenergice totalmente antes de instalar o darle servicio. Reemplace todas las barreras y cubiertas antes de energizar el interruptor.	**Tension dangereuse.** **Danger de mort ou risque de blessures graves.** Couper l'alimentation de l'appareil et barrer avant de travailler. Remplacez touts les couverts avant que l'approvisionnement de pouvoir soit alimenté.

1 **Test: Volts = 0**
[Prueba: Volts = 0]

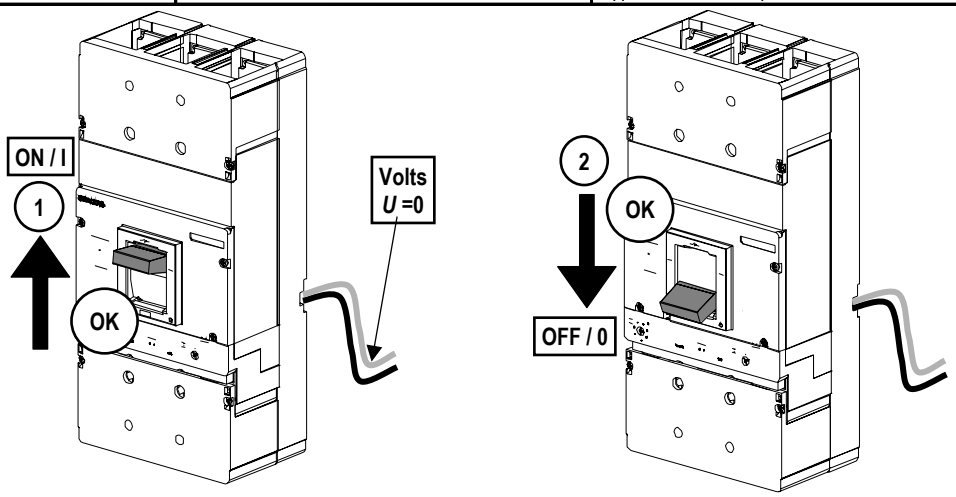

2 **Test: Volts =100%**
[Prueba: Volts =100%]

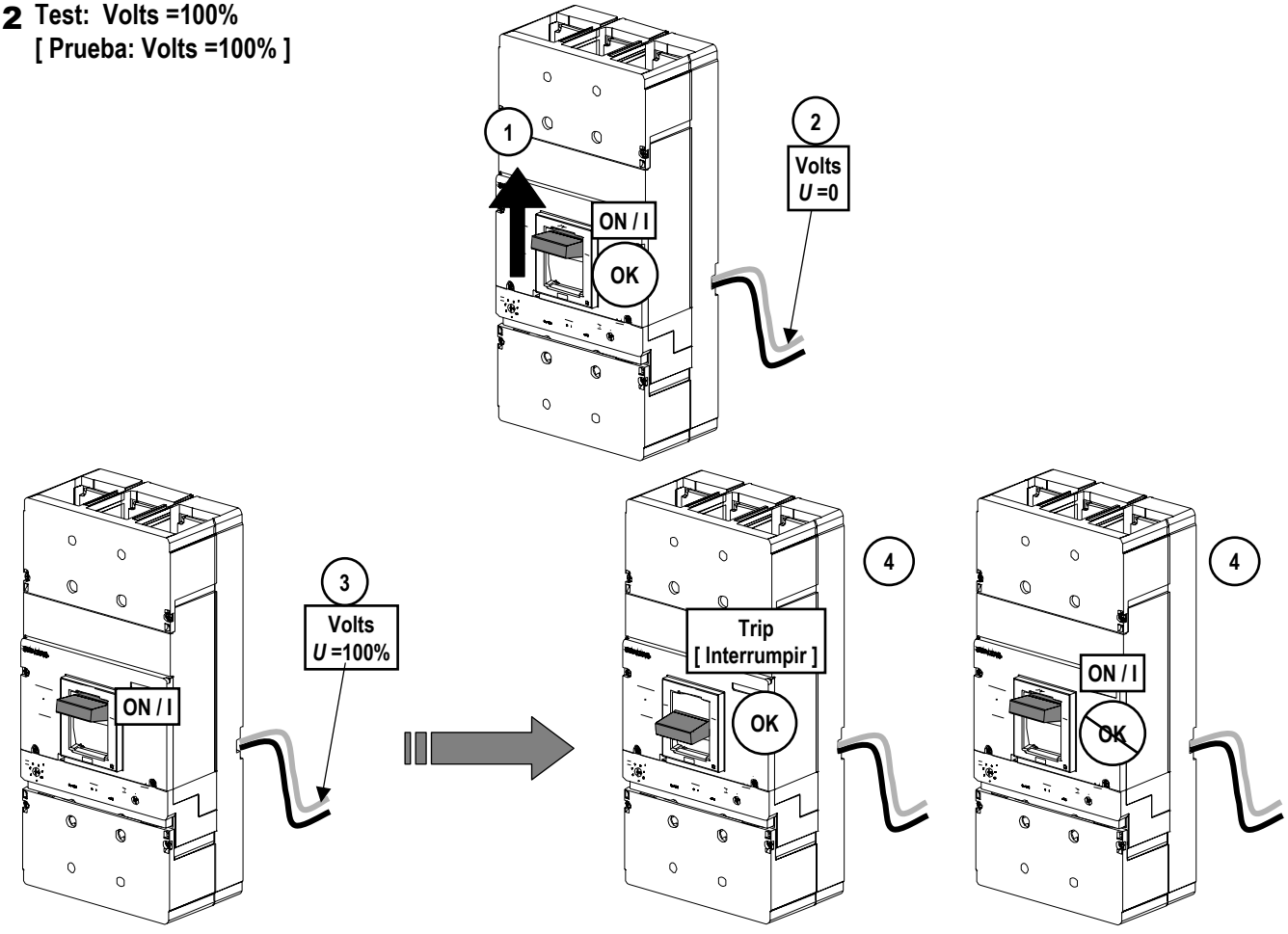

For Support in Europe refer to :

Bestell-Nr. / Order No.: 3ZX1012-0VL68-1AA3 Internet: www.siemens.de/lowvoltage/technical-assistance **GWA 4NEB 179 6822-10 DS 02**

Technical Support: Toll Free: 1-800-964-4114 Internet: www.sea.siemens.com

Subject to change without prior notice
Siemens Energy & Automation Inc. , Alpharetta, GA U.S.A.

© Siemens Energy & Automation Inc. 2006

806822A01