SIEMENS

Data sheet 5SV3312-6KK12

Residual current operated circuit breaker, 2-pole, type A, In: 25 A, 30 mA, Un AC: 230 V, SIGRES (harsh ambient conditions)



Model	
Product brand name	SENTRON
Product designation	RCCB
Design of the product	Instantaneous
Product variations	SIGRES (harsh ambient conditions)

General technical data	
Number of poles	2
Size of installation devices / acc. to DIN 43880	1
Protection against electrical shock	Finger and back-of-hand safe
Short-circuit current rating	10 kA
circuit-breaker / Design	5SV3
Mechanical service life (switching cycles) / typical	10 000
Switching function / short-term delayed	No
Overvoltage category	III

Supply voltage	
Current / at AC / rated value	25 A
Supply voltage	
• at AC / rated value	230 V

Subject to change without notice
© Copyright Siemens

• for testing equipment / minimum	195 V
Supply voltage frequency	
• rated value	50 Hz

Protection class	
Protection class IP	IP20, if the distribution board is installed, with connected conductors

Switching capacity	
Switching capacity current / according to IEC 61008-1 / rated value	0.5 kA

Dissipation	
Power loss [W] / for rated value of the current / at AC / in hot operating state / per pole	0.97 W

Current	
Tripping residual current / rated value	30 mA
Tripping residual / rated value / derated current	
• at 40 Cel	25 A
• at 45 Cel	25 A
• at 50 Cel	25 A
• at 55 Cel	25 A
• at 60 Cel	25 A
• at 65 Cel	25 A
• at 70 Cel	25 A
Type of fault current	A
I2t-value / permissible	58 000 A²·s
Surge current resistance / rated value	1 kA

Product details	
Product feature / silicon-free	Yes
Product extension / can be installed / supplementary devices	Yes

Connections	
Connectable conductor cross-section / stranded	
• minimum	0.75 mm²
• maximum	35 mm²
Position / of power supply cord	top or bottom

Mechanical Design	
Height	90 mm
Width	36 mm
Depth	70 mm
Installation depth	70 mm
Number of width units	2

Subject to change without notice
© Copyright Siemens

Mounting type	DIN rail (REG)
Mounting position	any

Certificates

Reference code	
• acc. to DIN EN 61346-2	F
• acc. to DIN EN 81346-2	F

General Product Approval				Declaration of Conformity	other
			Miscellaneous		Miscellaneous
CCC	ÖVE	VDE		EG-Konf.	

other	Railway	
Confirmation	Vibration and Shock	Confirmation

Further information

Information- and Downloadcenter (Catalogs, Brochures,…)
http://www.siemens.com/lowvoltage/catalogs

Industry Mall (Online ordering system)
https://mall.industry.siemens.com/mall/en/en/Catalog/product?mlfb=5SV3312-6KK12

Service&Support (Manuals, Certificates, Characteristics, FAQs,...)
https://support.industry.siemens.com/cs/ww/en/ps/5SV3312-6KK12

Image database (product images, 2D dimension drawings, 3D models, device circuit diagrams, ...)
http://www.automation.siemens.com/bilddb/cax_en.aspx?mlfb=5SV3312-6KK12

CAx-Online-Generator
http://www.siemens.com/cax

Tender specifications
http://www.siemens.com/specifications

Subject to change without notice
© Copyright Siemens

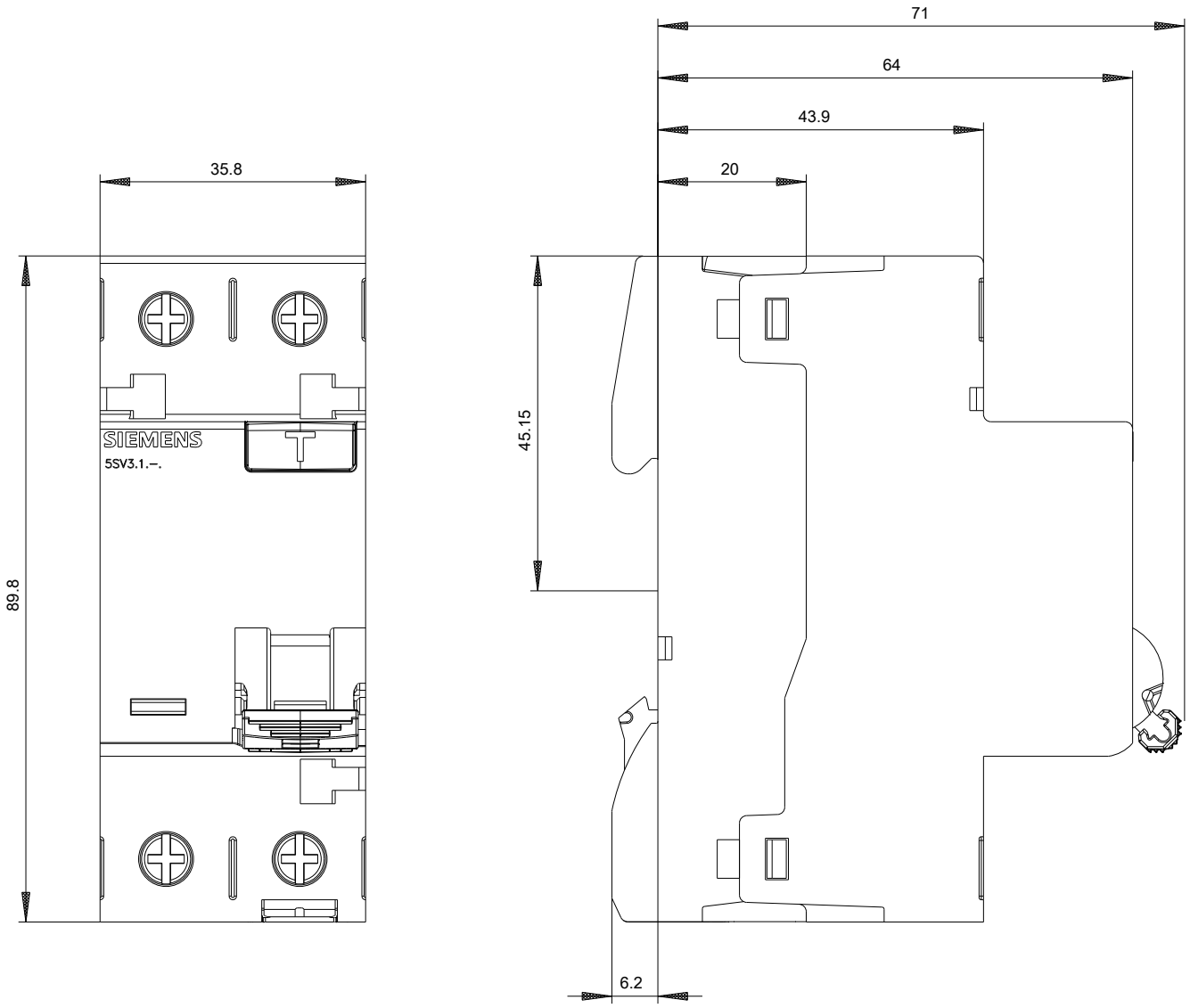

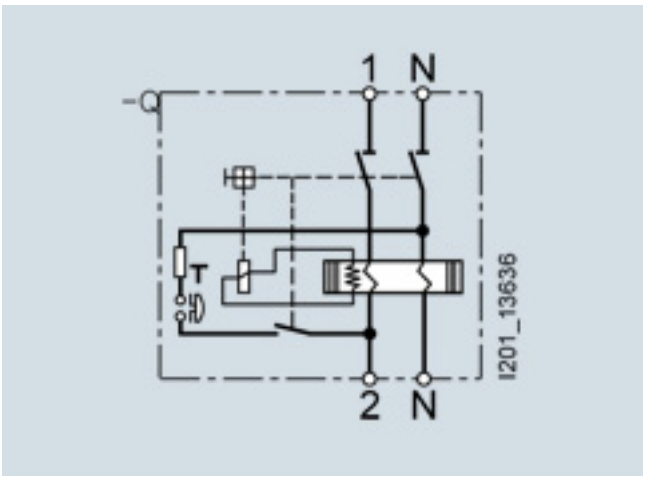

© Copyright Siemens

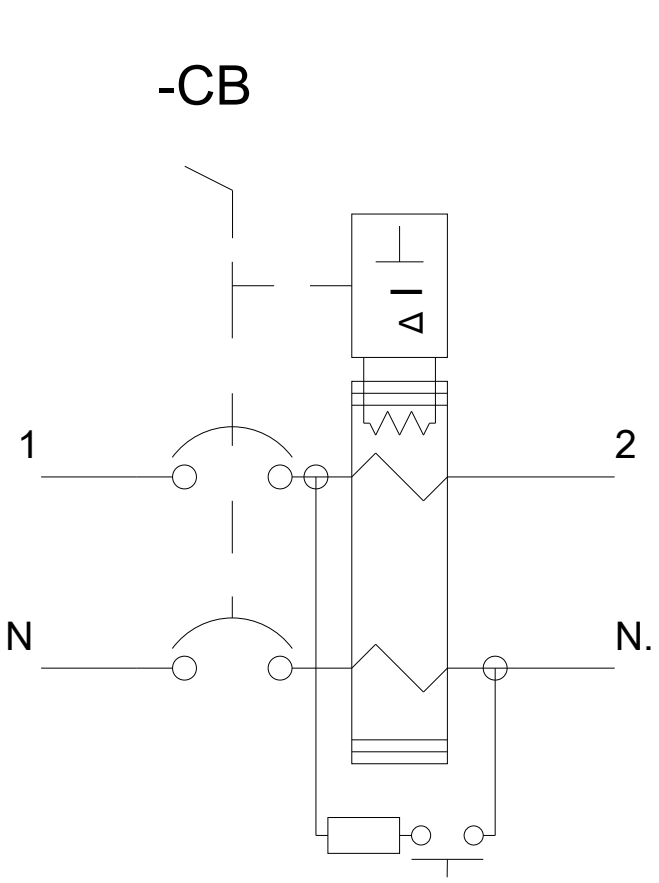

Subject to change without notice
© Copyright Siemens

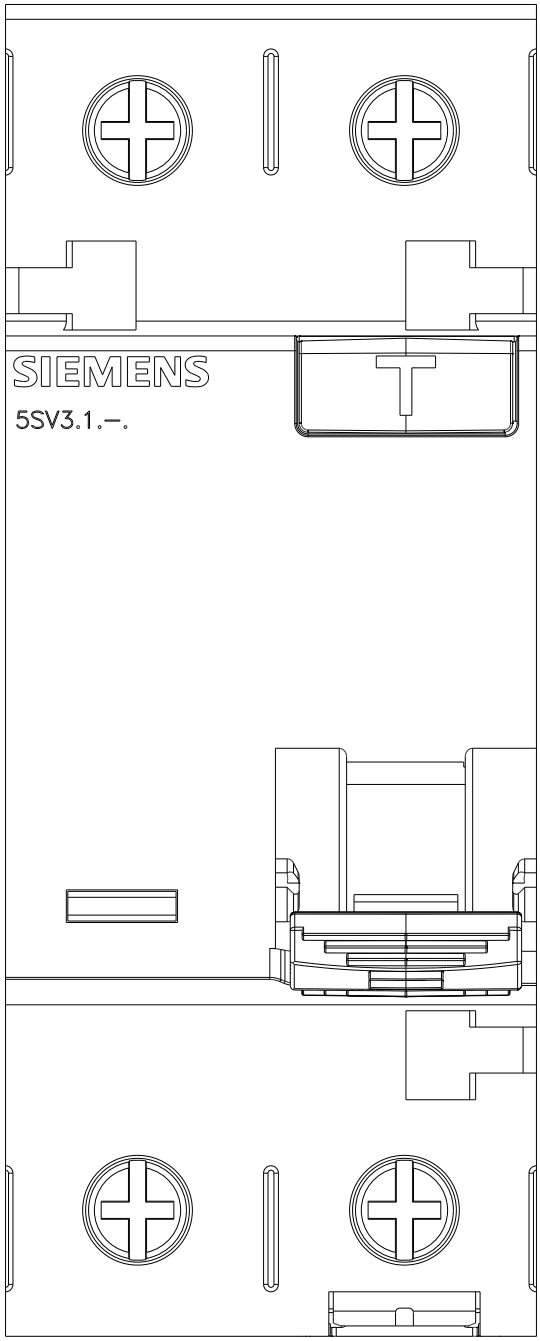

Subject to change without notice
© Copyright Siemens