SIEMENS

Ingenuity for life



3VA Enclosed Circuit Breaker Quick Reference

usa.siemens.com/3VA

Circuit Breaker Selection



125A, 3P </= 25KAIC @ 480V				
Amperage	ED43	ED63	NGG	3VA51**4
15	ED43B015	ED63B015	NGG3B015	3VA51954EC310AA0
20	ED43B020	ED63B020	NGG3B020	3VA51204EC310AA0
25	ED43B025	ED63B025	NGG3B025	3VA51254EC310AA0
30	ED43B030	ED63B030	NGG3B030	3VA51304EC310AA0
35	ED43B035	ED63B035	NGG3B035	3VA51354EC310AA0
40	ED43B040	ED63B040	NGG3B040	3VA51404EC310AA0
45	ED43B045	ED63B045	NGG3B045	3VA51454EC310AA0
50	ED43B050	ED63B050	NGG3B050	3VA51504EC310AA0
60	ED43B060	ED63B060	NGG3B060	3VA51604EC310AA0
70	ED43B070	ED63B070	NGG3B070	3VA51704EC310AA0
80	ED43B080	ED63B080	NGG3B080	3VA51804EC310AA0
90	ED43B090	ED63B090	NGG3B090	3VA51904EC310AA0
100	ED43B100	ED63B100	NGG3B100	3VA51104EC310AA0
110	ED43B110	ED63B110	NGG3B110	3VA51114EC310AA0
125	ED43B125	ED63B125	NGG3B125	3VA51124EC310AA0

125A, 3P 35KAIC @ 480V			
Amperage	NDG	HGG	3VA51**5
15	N/A	HGG3B015	3VA51955EC310AA0
20	N/A	HGG3B020	3VA51205EC310AA0
25	N/A	HGG3B025	3VA51255EC310AA0
30	N/A	HGG3B030	3VA51305EC310AA0
35	N/A	HGG3B035	3VA51355EC310AA0
40	N/A	HGG3B040	3VA51405EC310AA0
45	N/A	HGG3B045	3VA51455EC310AA0
50	NDK3B050	HGG3B050	3VA51505EC310AA0
60	NDK3B060	HGG3B060	3VA51605EC310AA0
70	NDK3B070	HGG3B070	3VA51705EC310AA0
80	NDK3B080	HGG3B080	3VA51805EC310AA0
90	NDK3B090	HGG3B090	3VA51905EC310AA0
100	NDK3B100	HGG3B100	3VA51105EC310AA0
110	NDK3B110	HGG3B110	3VA51115EC310AA0
125	NDK3B125	HGG3B125	3VA51125EC310AA0

250A, 3P 35KAIC @ 480V			
Amperage	FD6/FXD6	NFG	3VA52**5
100	FD63B100	NFK3B100	3VA52105EC310AA0
110	FD63B110	NFK3B110	3VA52115EC310AA0
125	FD63B125	NFK3B125	3VA52125EC310AA0
150	FD63B150	NFK3B150	3VA52155EC310AA0
175	FD63B175	NFK3B175	3VA52175EC310AA0
200	FD63B200	NFK3B200	3VA52205EC310AA0
225	FD63B225	NFK3B225	3VA52225EC310AA0
250	FD63B250	NFK3B250	3VA52255EC310AA0

250A, 3P 65KAIC @ 480V			
Amperage	HFD6/HFXD6	HFG	3VA52**6
100	HFD63B100	HFK3B100	3VA52106C310AA0
110	HFD63B110	HFK3B110	3VA52116EC310AA0
125	HFD63B125	HFK3B125	3VA52126EC310AA0
150	HFD63B150	HFK3B150	3VA52156EC310AA0
175	HFD63B175	HFK3B175	3VA52176EC310AA0
200	HFD63B200	HFK3B200	3VA52206EC310AA0
225	HFD63B225	HFK3B225	3VA52226EC310AA0
250	HFD63B250	HFK3B250	3VA52256EC310AA0

125A, 3P </= 65KAIC @ 480V					
Amperage	HDG	HED4	HHED6	LGG	3VA51**6
15	N/A	HED43B015	HHED63B015	LGG3B015	3VA51956EC310AA0
20	N/A	HED43B020	HHED63B020	LGG3B020	3VA51206EC310AA0
25	N/A	HED43B025	HHED63B025	LGG3B025	3VA51256EC310AA0
30	N/A	HED43B030	HHED63B030	LGG3B030	3VA51306EC310AA0
35	N/A	HED43B035	HHED63B035	LGG3B035	3VA51356EC310AA0
40	N/A	HED43B040	HHED63B040	LGG3B040	3VA51406EC310AA0
45	N/A	HED43B045	HHED63B045	LGG3B045	3VA51456EC310AA0
50	HDK3B050	HED43B050	HHED63B050	LGG3B050	3VA51506EC310AA0
60	HDK3B060	HED43B060	N/A	LGG3B060	3VA51606EC310AA0
70	HDK3B070	HED43B070	N/A	LGG3B070	3VA51706EC310AA0
80	HDK3B080	HED43B080	N/A	LGG3B080	3VA51806EC310AA0
90	HDK3B090	HED43B090	N/A	LGG3B090	3VA51906EC310AA0
100	HDK3B100	HED43B100	N/A	LGG3B100	3VA51106EC310AA0
110	HDK3B110	HED43B110	N/A	LGG3B110	3VA51116EC310AA0
125	HDK3B125	HED43B125	N/A	LGG3B125	3VA51126EC310AA0

250A, 3P 100KAIC @ 480V			
Amperage	HHFD6/HHFXD6	LFG	3VA52**7
100	HHFD63B100	LFK3B100	3VA52107EC310AA0
110	HHFD63B110	LFK3B110	3VA52117EC310AA0
125	HHFD63B125	LFK3B125	3VA52127EC310AA0
150	HHFD63B150	LFK3B150	3VA52157EC310AA0
175	HHFD63B175	LFK3B175	3VA52177EC310AA0
200	HHFD63B200	LFK3B200	3VA52207EC310AA0
225	HHFD63B225	LFK3B225	3VA52227EC310AA0
250	HHFD63B250	LFK3B250	3VA52257EC310AA0

Notes:
1.) Lugs are not included with 3VA circuit breakers, reference the table on next page for "standard" lug options.
2.) All 3VA circuit breakers are non-interchangeable trip units.
3.) In reference to 3VA, digits 9 and 10(-EC-) can be substituted for -ED-, this indicates non-adjustable instantaneous.
4.) Breakers cannot be installed in the enclosures at the factory.

Lug Selection

	3VA “Standard” lugs	Description	Cables Per Phase
125A TMTU	3VA91330JB11	3-POLE #14-3/0	1
250A TMTU	3VA92330JB12	3-POLE #6-350KCMIL	1
150A ETU	3VA91430JB11	3-POLE #14-1/0	1
250A ETU	3VA92430JB12	3-POLE #6-350KCMIL	1

Note: For additional Lugs options, reference section 4 of the 3VA UL Catalog.



Internal Accessory Selection

Description	Catalog No.
Shunt Trip Flex 120V	3VA99780BA22
Shunt Trip Left 120V	3VA99780BL32
HQ Aux 1 Slot	3VA99780AA12
UVR 120V	3VA99780BB24

Note: For additional accessory options, reference section 4 of the 3VA UL Catalog.



Enclosure Selection

NEMA Type Enclosure	125A Catalog No.	150A/250A Catalog No.
3VA NEMA 1 Surface	3VAE125N1S	3VAE250N1S
3VA NEMA 1 Flush	3VAE125N1F	3VAE250N1F
3VA NEMA 3R	3VAE125N3R	3VAE250N3R
3VA NEMA 12	3VAE125N12	3VAE250N12
3VA NEMA 4X	3VAE125N4X	3VAE250N4X
3VA NEMA 4X 316 Stainless	3VAE125N4X316	3VAE250N4X316



Catalog Number Logic

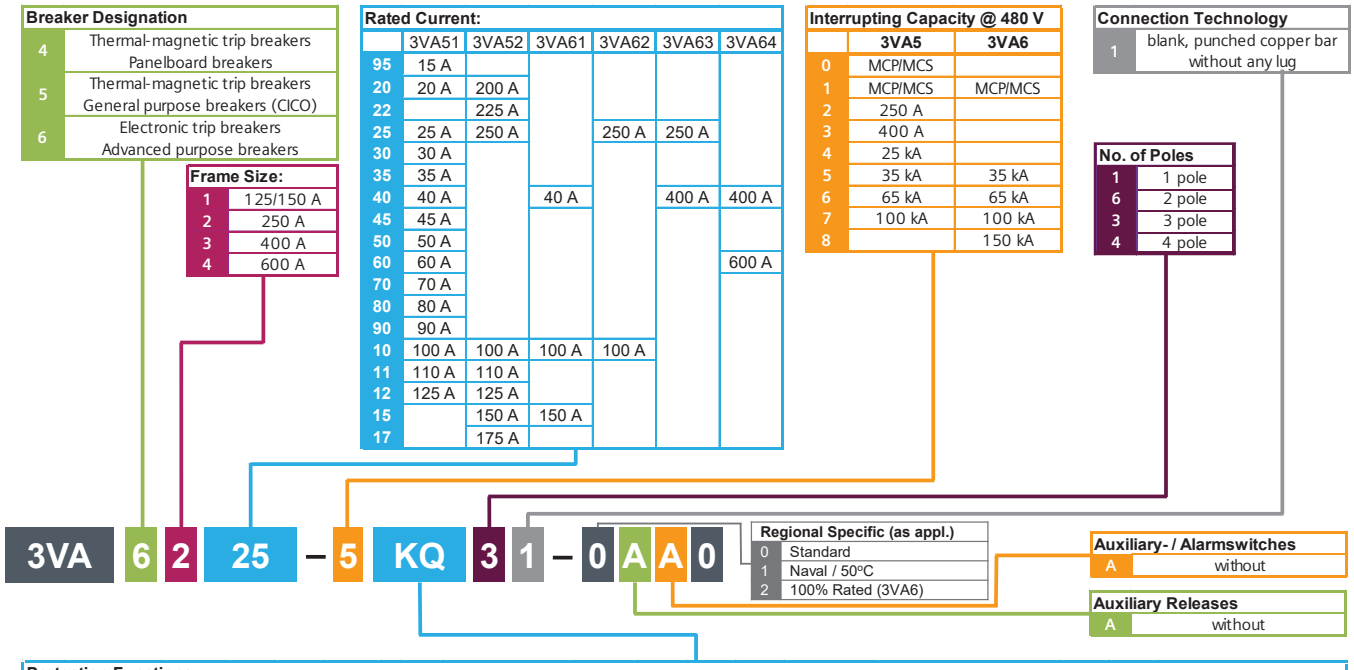

Protection Functions:

3VA5			L	I	N*
EC	TM230	MCCB	fix	adj	
ED	TM210	MCCB	fix	fix	
EF	TM240	MCCB	adj	adj	
GC	TM230	MCCB	fix	adj	100%
GD	TM210	MCCB	fix	fix	100%
GF	TM240	MCCB	adj	adj	100%
MG	TM110M	MSP		fix	
MH	TM120M	MSP		adj	
MU	TM120M	MSP		adj	
BB	MCS110	MCS		fix	

3VA6			L	S	I	G	N*	LCD	Com.	Measurement Values
HL	ETU320 LI	MCCB	adj		adj		0%/50%/100%			
HM	ETU330 LIG	MCCB	adj		adj	adj	0%/50%/100%			
HN	ETU350 LSI	MCCB	adj	adj	fix		0%/50%/100%			
JP	ETU550 LSI	MCCB	adj	adj	adj		20%/40%...100%/160%	✓	✓	standard
JT	ETU556 LSI(G)	MCCB	adj	adj	adj	Alarm only	20%/40%...100%/160%	✓	✓	standard
JQ	ETU560 LSIG	MCCB	adj	adj	adj	adj	20%/40%...100%/160%	✓	✓	standard
KL	ETU820 LI	MCCB	adj		adj		20%/40%...100%/160%	✓	✓	advanced
KM	ETU830 LIG	MCCB	adj		adj	adj	20%/40%...100%/160%	✓	✓	advanced
KP	ETU850 LSI	MCCB	adj	adj	adj		20%/40%...100%/160%	✓	✓	advanced
KT	ETU856 LSI(G)	MCCB	adj	adj	adj	Alarm only	20%/40%...100%/160%	✓	✓	advanced
KQ	ETU860 LSIG	MCCB	adj	adj	adj	adj	20%/40%...100%/160%	✓	✓	advanced
MS	ETU310M	MCP			adj					
BB	MCS110	MCS			fix					

* N protection: TMTU / ETU3.. only 4 pole breakers
ETU5./8... 3-pole breakers with external CT for N pole
all 4 pole breakers

Published by
Siemens 2018

Siemens Industry, Inc.
5400 Triangle Parkway
Norcross, GA 30092

1-800-241-4453
info.us@siemens.com

Printed in USA
Order No. CBFL-3ENCQ-0118
All Rights Reserved
© 2018, Siemens Industry, Inc.
usa.siemens.com/3VA

The technical data presented in this document is based on an actual case or on as-designed parameters, and therefore should not be relied upon for any specific application and does not constitute a performance guarantee for any projects. Actual results are dependent on variable conditions. Accordingly, Siemens does not make representations, warranties, or assurances as to the accuracy, currency or completeness of the content contained herein. If requested, we will provide specific technical data or specifications with respect to any customer's particular applications. Our company is constantly involved in engineering and development. For that reason, we reserve the right to modify, at any time, the technology and product specifications contained herein.



SIEMENS

Ingenuity for life

NEMA Enclosures

Enclosures for the 3VA Circuit Breaker family

3VA Circuit Breaker enclosures for the 125A, 150A and 250A breakers provide a significant enhancement of the Siemens product offering. The fundamental objective of this family of enclosures is to reduce installation cost of the breaker, as well as reducing the space required for low amperage breaker enclosures.

These enclosures support the 3VA 125A, 150A and 250A Circuit Breakers:

NEMA Type Enclosure	125A Catalog No.	150A/250A Catalog No.
3VA NEMA 1 Surface	**3VAE125N1S**	**3VAE250N1S**
3VA NEMA 1 Flush	**3VAE125N1F**	**3VAE250N1F**
3VA NEMA 3R	**3VAE125N3R**	**3VAE250N3R**
3VA NEMA 12	**3VAE125N12**	**3VAE250N12**
3VA NEMA 4X	**3VAE125N4X**	**3VAE250N4X**
3VA NEMA 4X 316 Stainless	**3VAE125N4X316**	**3VAE250N4X316**

Replacement Neutral Kits

Neutral Catalog No.	Wire Range
N250X	#6-350kcmil CU/AL Gnd. #14 - 1/0
N2250X	#6-350kcmil CU/AL Grd. #6 - 2/0 CU/AL

Enclosures

NEMA 1S, 1F
A general indoor, sheet-steel enclosure for use in normal atmospheres. Listed for use as service entrance equipment.

NEMA 3R
An outdoor, sheet-steel enclosure providing protection against driving rain, sleet or snow. Listed for use as service entrance equipment.

NEMA 12
A special-industry, sheet-steel enclosure for use in atmospheres containing particles of lint, dust, dirt, sawdust and other foreign matter. Listed for use as service entrance equipment.

NEMA 4, 4X
Stainless steel indoor or outdoor enclosure designed for use in areas where serious corrosion problems exist. They provide a degree of protection against windblown dust, rain, splashing water and hose-directed water. Available in both 304 Stainless Steel and 316 Stainless Steel. Meets NEMA Type 3, 4, 4X, 12 and 13 requirements and UL 508 Type 4 and 4X requirements. Listed for use as service entrance equipment.

Dimensions

NEMA 4X and NEMA 4X 316

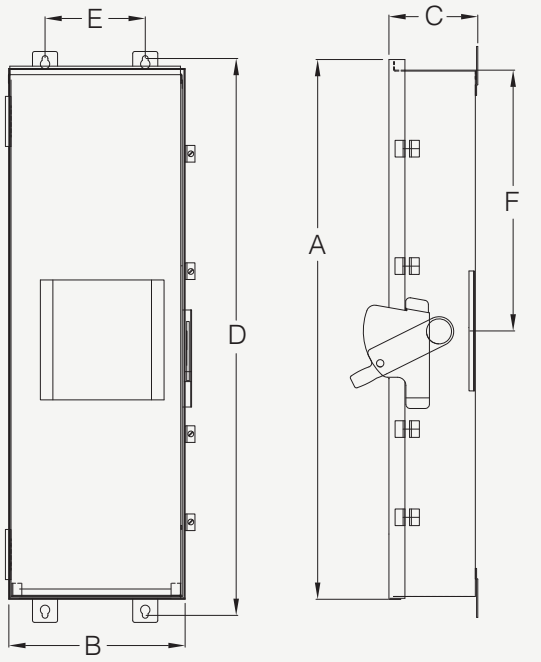

NEMA 1S, NEMA 1F, NEMA 3R and NEMA 12

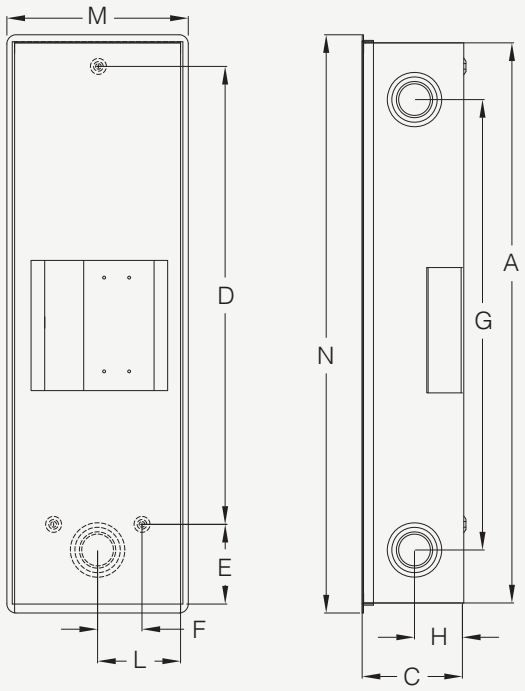

Breaker Frame	NEMA Type	A	B	C	D	E	F	G	H	J	K	L	M	N
3VA 125A	NEMA 1S, 1F	18.5	6.9	4.5	15.5	1.5	2.3	—	1.8	1.9	3	3.4	7.3	19.6
	NEMA 3R	18.5	6.9	4.5	15.5	1.5	2.3	—	1.8	1.9	3	3.4	7.3	19.4
	NEMA 12	18.5	6.9	4.5	15.5	1.5	2.3	—	1.8	—	—	—	7.3	19.4
	NEMA 4X, 4X316	19.4	7.7	5.7	19.5	5	9.3	—	—	—	—	—	—	—
3VA 150A and 250A	NEMA 1S, 1F, 12, 3R	31.2	9.6	5.7	25.3	4.2	2.4	24.8	2.8	2.4	4.8	4.8	9.6	32.3
	NEMA 4X, 4X316	32.2	10.2	5.8	32.9	6	18	—	—	—	—	—	—	—

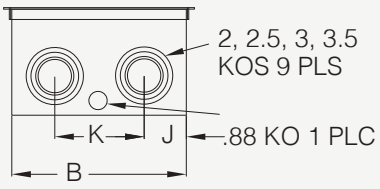

Published by
Siemens Industry, Inc. 2018.

Siemens Industry, Inc.
5400 Triangle Parkway
Norcross, GA 30092

For more information, please contact our Customer Support Center.
Phone: 1-800-241-4453
E-mail: info.us@siemens.com

usa.siemens.com/circuitbreakers

Order No.: CBDS-3VAEN-0618
Printed in U.S.A.
© 2018 Siemens Industry, Inc.

The technical data presented in this document is based on an actual case or on as-designed parameters, and therefore should not be relied upon for any specific application and does not constitute a performance guarantee for any projects. Actual results are dependent on variable conditions. Accordingly, Siemens does not make representations, warranties, or assurances as to the accuracy, currency or completeness of the content contained herein. If requested, we will provide specific technical data or specifications with respect to any customer's particular applications. Our company is constantly involved in engineering and development. For that reason, we reserve the right to modify, at any time, the technology and product specifications contained herein.