SIEMENS

Data sheet 5SY7306-7

Miniature circuit breaker 400 V 15kA, 3-pole, C, 6 A, D=70 mm



Model	
Product brand name	SENTRON
Product designation	Miniature circuit breaker
General technical data	
Number of poles	3
Number of poles / Note	3P
Tripping characteristic class	C
circuit-breaker / Design	5SY7
Mechanical service life (switching cycles) / typical	10 000
Overvoltage category	III
Voltage	
Insulation voltage	
• with single-phase operation / at AC / rated value	440 V
• with multi-phase operation / at AC / rated value	440 V
Supply voltage / with single-phase operation / at AC / rated value	230 V
Supply voltage	

Subject to change without notice
© Copyright Siemens

Type of voltage	AC
Current / at AC / rated value	6 A
Supply voltage	
• at AC / rated value	400 V
Operating voltage	
• at DC / rated value / maximum	72 V
Supply voltage frequency	
• rated value	50/60 Hz

Protection class	
Protection class IP	IP20, with connected conductors

Switching capacity	
Switching capacity current	
• at DC / acc. to IEC 60947-2 / rated value	15 kA
• acc. to EN 60898 / rated value	15 kA
• acc. to IEC 60947-2 / rated value	40 kA
Energy limiting class	3

Dissipation	
Power loss [W] / for rated value of the current / at AC / in hot operating state / per pole	1.6 W
Suitability for operation	Mechanical engineering / industry

Product details	
Product function / neutral conductor switching	No
Product feature / Touch protection	Yes
Product component	
• combined terminal top	Yes
• combined terminal bottom	Yes
Product feature	
• Properties for main switches in accordance with EN 60204-1	Yes
• halogen-free	Yes
• sealable	Yes
• silicon-free	Yes
Product extension / can be installed / supplementary devices	Yes

Short circuit	
Breaking capacity short-circuit current (Icn)	
• at AC / acc. to UL 1077 and CSA C22.2 No.235	5 kA

Connections	
Connectable conductor cross-section / stranded	
• minimum	0.75 mm²

Subject to change without notice
© Copyright Siemens

• maximum	35 mm²
Connectable conductor cross-section / finely stranded / with core end processing	
• minimum	0.75 mm²
• maximum	25 mm²
Tightening torque [lbf·in] / with screw-type terminals	
• minimum	22 lbf·in
• maximum	31 lbf·in
Position / of power supply cord	Any

Mechanical Design

Height	90 mm
Width	54 mm
Depth	76 mm
Installation depth	70 mm
Number of width units	3
Mounting type	Quick assembly system
Mounting position	any
Net weight	461 g

Environmental conditions

Influence of the surrounding temperature	max. 95% to 55°C, max. 55% to 70°C, max. 35% to 75°C

Certificates

Reference code	
• acc. to DIN EN 61346-2	F
• acc. to DIN EN 81346-2	F

© Copyright Siemens

General Product Approval


CCC


IMQ


UR


VDE


RCM

Miscellaneous

Declaration of Conformity	Shipping Approval	Railway


EG-Konf.


ABS


BUREAU VERITAS


LRS


RINA

Confirmation

Railway

Vibration and Shock

Further information

Information- and Downloadcenter (Catalogs, Brochures,…)
http://www.siemens.com/lowvoltage/catalogs

Industry Mall (Online ordering system)
https://mall.industry.siemens.com/mall/en/en/Catalog/product?mlfb=5SY7306-7

Service&Support (Manuals, Certificates, Characteristics, FAQs,...)
https://support.industry.siemens.com/cs/ww/en/ps/5SY7306-7

Image database (product images, 2D dimension drawings, 3D models, device circuit diagrams, ...)
http://www.automation.siemens.com/bilddb/cax_en.aspx?mlfb=5SY7306-7

CAx-Online-Generator
http://www.siemens.com/cax

Tender specifications
http://www.siemens.com/specifications

Subject to change without notice
© Copyright Siemens

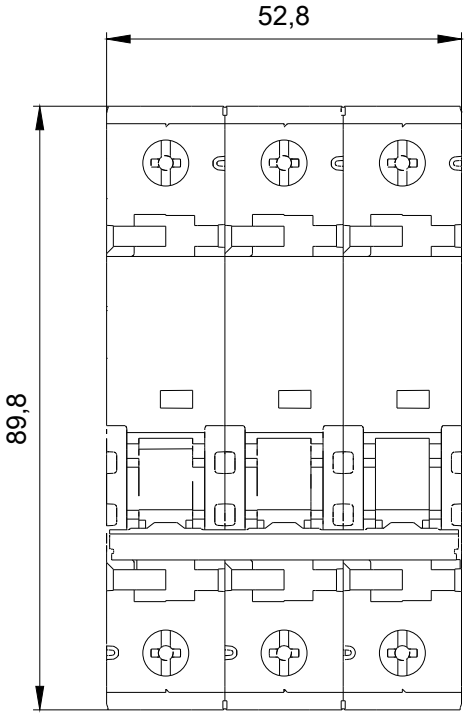

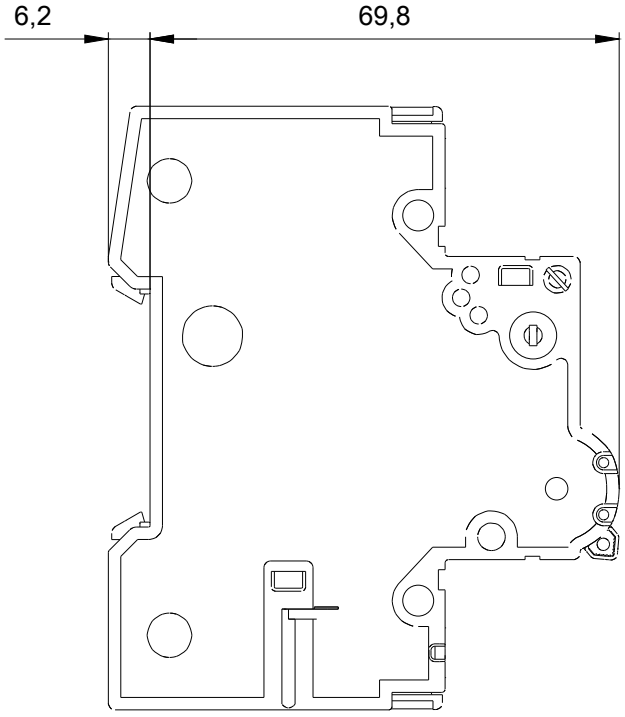

Subject to change without notice
© Copyright Siemens

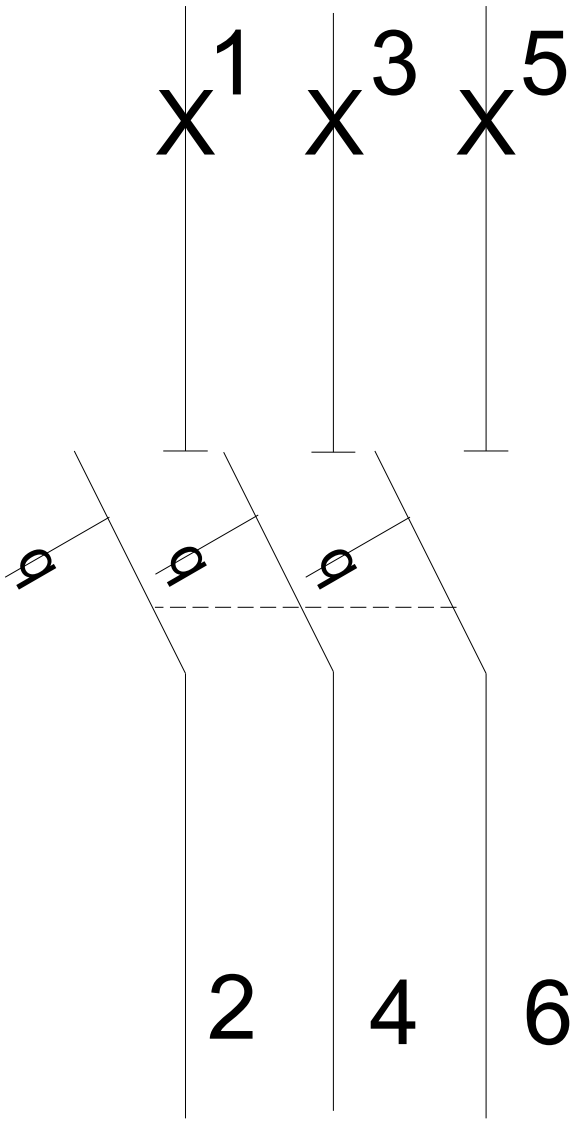

Subject to change without notice
© Copyright Siemens

Subject to change without notice
© Copyright Siemens