SIEMENS

Data sheet 3VA6580-6HN32-0AA0



circuit breaker 3VA6 UL frame 800 breaking capacity class H 65kA @ 480 V 3-pole, line protection ETU350, LSI, In=800A overload protection Ir=320A ...800A short circuit protection Isd=1,5... 10 x Ir, Ii=10 x In

Model	
product brand name	SENTRON
product designation	Molded-case circuit breaker
product designation / according to UL file	HMAE
Product version	System protection
design of the load switch / acc. to UL 489 / Heating, Air Conditioning, and Refrigeration circuit breaker (HACR Type)	Yes
design of the overcurrent release	ETU350
protection function of the overcurrent release	LSI
number of poles	3
General technical data	
Tension assignée d'isolement Ui	600 V
power loss [W] / maximum	231 W
Active power loss / for rated value of the current / at AC / in hot operating state / per pole	77 W
mechanical service life (switching cycles) / typical	10 000
Electrical endurance (switching cycles) / at AC-1 / at 380/415 V 50/60 Hz	5 800
Electrical endurance (switching cycles) / at AC-1 / at 690 V 50/60 Hz	4 000
electrical endurance (switching cycles) / at 480 V	5 800
electrical endurance (switching cycles) / at 600 V	4 000
Neutral conductors / upgradeable/retrofittable	No
ground-fault monitoring version	Without
product function	
● communication function	No
● other measurement function	No
Current	
marking / acc. to UL 489 / 100%-rated breaker	No
Switching capacity according to IEC 60947	
switching capacity class of the circuit breaker	H
breaking capacity maximum short-circuit current (Icu)	
● at 240 V	110 kA
● at 415 V	85 kA
● at 690 V	35 kA
breaking capacity operating short-circuit current (Ics)	
● at 240 V	110 kA
● at 415 V	85 kA

Subject to change without notice
© Copyright Siemens

• at 690 V	19 kA
short-circuit current making capacity (Icm)	
• at 240 V	242 kA
• at 415 V	187 kA
• at 690 V	74 kA
Switching capacity according to UL 489	
breaking capacity current	
• at 240 V	150 kA
• at 480 V	65 kA
• at 600 V	35 kA
Adjustable parameters	
Adjustable response value current / Ig min.	0.4 s
Adjustable response value current / Ii min.	8 000 A
Adjustable response value current / Ii max.	8 000 A
Ground fault protection / tripping switchable / I2t=ON/OFF	No
Mechanical Design	
height [in]	12.6 in
Height	328 mm
width [in]	8.3 in
Width	210 mm
depth [in]	4.7 in
depth	120 mm
Connections	
arrangement of electrical connectors / for main current circuit	Front connection
Auxiliary circuit	
number of CO contacts / for auxiliary contacts	0
Environmental conditions	
protection class IP / on the front	IP40
ambient temperature	
• during operation / minimum	-25 °C
• during operation / maximum	70 °C
• during storage / minimum	-40 °C
• during storage / maximum	80 °C
Certificates	
reference code / acc. to IEC 81346-2	Q
certificate of suitability / as approval for NAVAL (no combat vessels) / supplement SB	Yes

General Product Approval		EMC	Declaration of Conformity	other
UL	Miscellaneous	EAC, RCM	CE EG-Konf.	Miscellaneous

Further information

Information- and Downloadcenter (Catalogs, Brochures,…)
http://www.siemens.com/lowvoltage/catalogs
Industry Mall (Online ordering system)
https://mall.industry.siemens.com/mall/en/en/Catalog/product?mlfb=3VA6580-6HN32-0AA0
Service&Support (Manuals, Certificates, Characteristics, FAQs,...)
https://support.industry.siemens.com/cs/ww/en/ps/3VA6580-6HN32-0AA0
Image database (product images, 2D dimension drawings, 3D models, device circuit diagrams, ...)
http://www.automation.siemens.com/bilddb/cax_en.aspx?mlfb=3VA6580-6HN32-0AA0
CAx-Online-Generator
http://www.siemens.com/cax
Tender specifications
http://www.siemens.com/specifications

Subject to change without notice
© Copyright Siemens

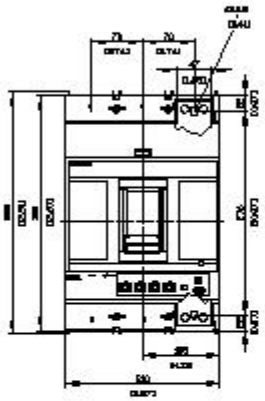

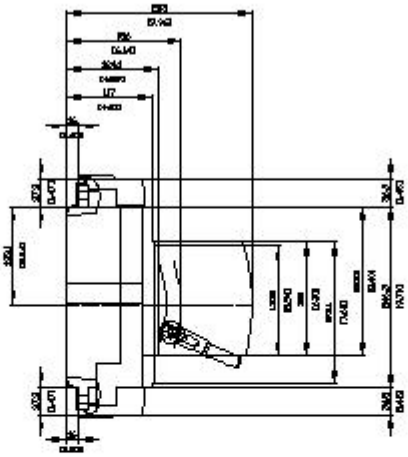

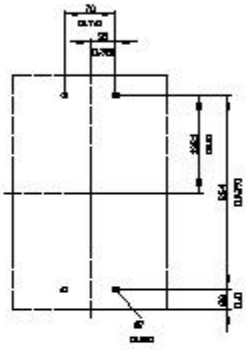

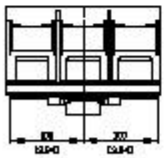

Subject to change without notice
© Copyright Siemens

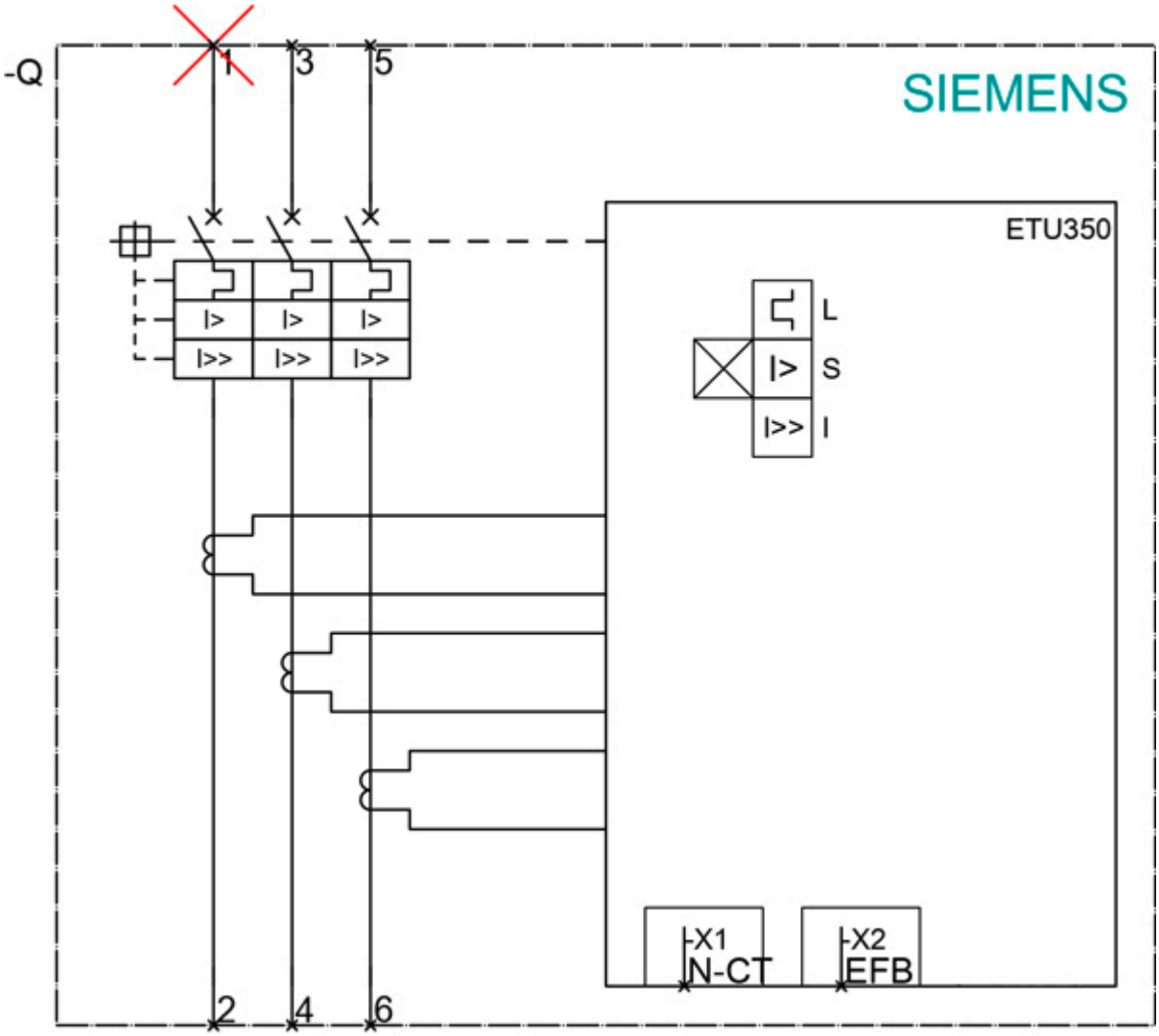

Subject to change without notice
© Copyright Siemens

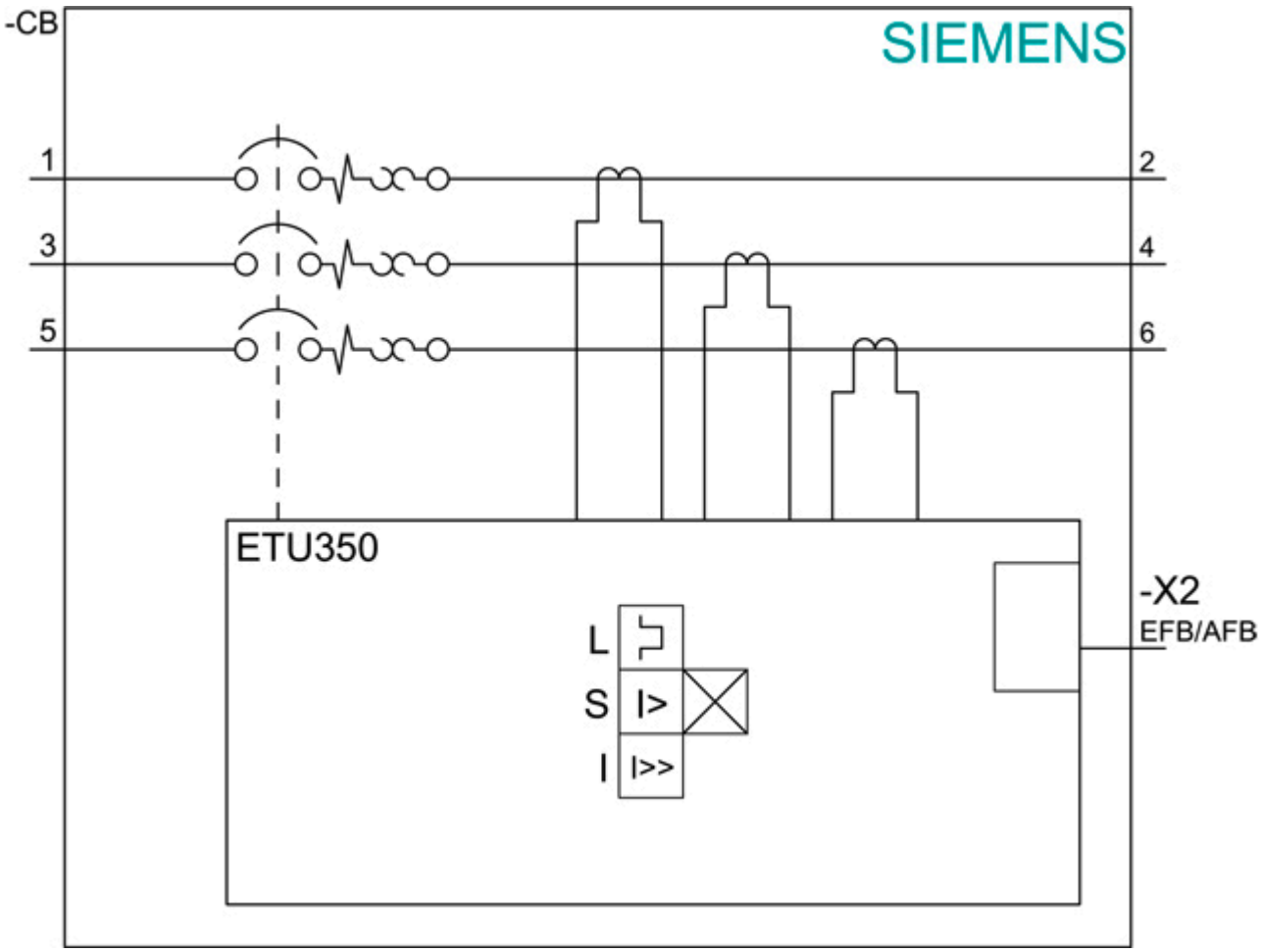

last modified: 3/11/2021

Subject to change without notice
© Copyright Siemens