Molded Case Circuit Breakers

ED 125A Frame Sentron Series

Ordering Instructions

- All ED Frame Sentron circuit breakers are supplied with load side lugs. If line side lugs are required, add "L" suffix to catalog number. Consult Siemens sales office for any addditional charge
- 50°C Calibration, 400HZ - see page 7-91. All ED frame circuit breakers may be reverse connected

Type ED2⑤

Blue Label

Continuous Current Rating @ 40°C	1-Pole 120V AC 125V DC Catalog Number	2-Pole 240V AC 125V DC 250V DC Catalog Number	3-Pole 240V AC Catalog Number
15	ED21B015④■	ED22B015	ED23B015
20	ED21B020④■	ED22B020	ED23B020
25	ED21B025■	ED22B025■	ED23B025■
30	ED21B030■	ED22B030	ED23B030
35	ED21B035■	ED22B035■	ED23B035■
40	ED21B040■	ED22B040	ED23B040
45	ED21B045■	ED22B045■	ED23B045■
50	ED21B050■	ED22B050	ED23B050
60	ED21B060■	ED22B060	ED23B060
70	ED21B070■	ED22B070	ED23B070
80	ED21B080■	ED22B080■	ED23B080
90	ED21B090■	ED22B090■	ED23B090■
100	ED21B100■	ED22B100	ED23B100

Type ED4⑤

Blue Label

Continuous Current Rating @ 40°C	1-Pole 120V AC 277V AC 125V DC Catalog Number	2-Pole 480V AC 250V DC Catalog Number	3-Pole 480V AC Catalog Number
15	ED41B015④	—	ED43B015
20	ED41B020④	ED42B020	ED43B020
25	ED41B025	ED42B025	ED43B025
30	ED41B030	ED42B030	ED43B030
35	ED41B035■	ED42B035■	ED43B035
40	ED41B040	ED42B040	ED43B040
45	ED41B045■	ED42B045■	ED43B045
50	ED41B050	ED42B050	ED43B050
60	ED41B060	ED42B060	ED43B060
70	ED41B070	ED42B070	ED43B070
80	ED41B080■	ED42B080■	ED43B080
90	ED41B090■	ED42B090■	ED43B090
100	ED41B100	ED42B100	ED43B100
110	—	ED42B110■	ED43B110
125	—	ED42B125	ED43B125

Type ED6⑤

Blue Label

Continuous Current Rating @ 40°C	1-Pole① 347V AC Catalog Number	2-Pole 600V AC 250V DC Catalog Number	3-Pole 600V AC 500V DC Catalog Number
15	ED61B015	—	ED63B015
20	ED61B020	ED62B020	ED63B020
25	ED61B025	ED62B025■	ED63B025
30	ED61B030	ED62B030	ED63B030
35	ED61B035	ED62B035■	ED63B035
40	ED61B040	ED62B040■	ED63B040
45	ED61B045■	ED62B045■	ED63B045
50	ED61B050	ED62B050■	ED63B050
60	ED61B060	—	ED63B060
70	ED61B070■	—	ED63B070
80	ED61B080	—	ED63B080
90	ED61B090	—	ED63B090
100	ED61B100■	—	ED63B100
110	—	—	ED63B110
125	—	—	ED63B125

Note: ED frame circuit breakers qualified to UL 489 Supplement SB "Naval"— See page 7-91 for additional information

■ Built to order. Allow 2–3 weeks for delivery.

①CSA Certified only (Not UL)

②For CED types and all 110–125 ampere ED frames.

③See **Note: A,** page 7-88.

④SWD rated.

⑤HACR rated.

⑥Not for use with HHED6 breakers.

Shipping Weights

Number of Poles	Number per Carton	Shipping Weight (lbs.)
ED2, ED4, ED6, HED4, HHED6		
1	30	38
2	10	25
3	10	38
CED6		
2	5	20
3	5	30

Lugs

Ampere Rating	No. of Poles	Catalog Number	Wire Range
Aluminum Body Lugs			
All 15–25A	1, 2, 3	Line/Load **SA1E025**	#14–#10 Cu #12–#10 Al
All 30–100A	1, 2, 3	Line Side **LN1E100**	#10–1/0 Cu/Al
ED2, 4, CED6 30–60A	1	Load Side **LD1E060**	#10–#4 Cu/Al
ED2, 4, CED6 70–100A	1	Load Side **LD1E100**	#6–#1/0 Cu/Al
ED2, 4, HED4, HHED6 30–100A	2, 3	Load Side **LN1E100**	#10–1/0 Cu/Al
ED6 20-50A	2, 3	Line Side **LN1E100**	#10–1/0 Cu/Al
All 110, 125A	2, 3	Line/Load **TA1E6125**	#3–3/0 Cu #1–2/0 Al
Copper Body Lugs			
All 30–125A	1, 2, 3	Line/Load **TC1ED6150**③	#10–1/0 Cu only
Compression Lugs			
All ED, HHED, CED		**CCE125**	2/0

Enclosures (Neutral Included)⑥

Type	Catalog Number
1 (Surface)	**E2N1S** (15–100A)
1 (Flush)	**E2N1F** (15–100A)
3R	**E2N3R** (15–100A)
4–4X	**ED6SS4** (15–100A)
7–9	**EA** (15–60A)
7–9	**EB** (70–100A)
12	**E2N12** (15–100A)
1 (Surface)	**CED6N1S**②
1 (Flush)	**CED6N1F**②
3R	**CED6N3R**②
12	**CED6N12**②

Modifications page 7-91
Enclosures Section 6
Accessories pages 7-47 and 7-95 to 7-100

Molded Case Circuit Breakers

ED 125A Frame Sentron Series

Selection/Dimensions

Type HED4⑥ — Black Label

Continuous Current Rating @ 40°C	1-Pole 277V AC 125V DC	2-Pole 480V AC 250V DC	3-Pole 480V AC
	Catalog Number	Catalog Number	Catalog Number
15	HED41B015①	HED42B015	HED43B015
20	HED41B020①	HED42B020	HED43B020
25	HED41B025	HED42B025■	HED43B025
30	HED41B030	HED42B030	HED43B030
35	HED41B035■	HED42B035■	HED43B035
40	HED41B040	HED42B040	HED43B040
45	HED41B045■	HED42B045■	HED43B045
50	HED41B050■	HED42B050	HED43B050
60	HED41B060■	HED42B060■	HED43B060
70	HED41B070■	HED42B070■	HED43B070
80	HED41B080■	HED42B080■	HED43B080
90	HED41B090■	HED42B090■	HED43B090
100	HED41B100■	HED42B100■	HED43B100
110	—	HED42B110■	HED43B110
125	—	HED42B125■	HED43B125

FIGURE1 - ED, HED, HHED



FIGURE 2 - CED (3-Pole shown)

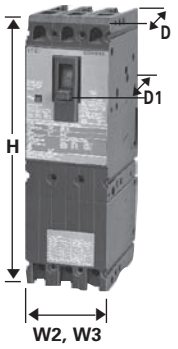

Fuseless Current Limiting

Type HHED6⑥ — Black Label Type CED6⑥ — Red Label

Continuous Current Rating @ 40°C	3-Pole 600V AC	2-Pole 600V AC, 250V DC	3-Pole 600V AC, 500V DC②
	Catalog Number⑦	Catalog Number	Catalog Number
15	HHED63B015A	CED62B015	CED63B015
20	HHED63B020	CED62B020■	CED63B020
25	HHED63B025	—	—
30	HHED63B030	CED62B030■	CED63B030
35	HHED63B035	—	—
40	HHED63B040	CED62B040■	CED63B040
45	HHED63B045	—	—
50	HHED63B050	CED62B050■	CED63B050
60	—	CED62B060■	CED63B060
70	—	CED62B070■	CED63B070
80	—	CED62B080■	CED63B080
90	—	CED62B090■	CED63B090
100	—	CED62B100■	CED63B100
110	—	—	CED63B110■
125	—	CED62B125■	CED63B125

Dimensions (in inches)

Breaker Type	W1	W2	W3	H	D	D1
Figure 1 ED2, ED4, ED6, HED4, ED6 ETI④	1	2	3	6.35	3.92	4.56
Figure 1 HHED6	—	2	3	6.53	3.92	4.56
Figure 2 CED6, CED6 ETI④	—	2	3	9.58	3.92	4.56

Interrupting Ratings

Breaker Type	UL 489 AIR (File #E10848) RMS Symmetrical Amperes (KA) Volts AC 120	240	277	347	480	600	Volts DC 125	250	500②	IEC 947-2 Volts AC (50/60Hz) 220/240 Icu	Ics	380/415 Icu	Ics	500 Icu	Ics
ED2 (1-P)	10	—	—	—	—	—	5	—	—	—	—	—	—	—	—
ED2 (2, 3-P)	—	10	—	—	—	—	—	5 (2-P)	—	—	—	—	—	—	—
ED4 (1-P)	65	—	22	—	—	—	30	—	—	—	—	—	—	—	—
ED4 (2, 3-P)	—	65	—	—	18	—	—	30 (2-P)	—	—	—	—	—	—	—
ED6 (1P)	—	—	—	30⑤	—	—	—	—	—	—	—	—	—	—	—
ED6 (2, 3-P)	—	65	—	—	25	18		—	18 (3-P)	65	17	35	9	18	5
HED4 (1-P) (15–30A)	100	—	65	—	—	—	30	—	—	—	—	—	—	—	—
HED4 (1-P) (35–100A)	100	—	25	—	—	—	30	—	—	—	—	—	—	—	—
HED4 (2, 3-P)③		100			42			30 (2-P)		—	—	—	—	—	—
HHED6 (2, 3-P)③	—	100	—	—	65	18⑦	—	—	—	—	—	—	—	—	—
CED6 (2, 3-P)	—	200	—	—	200	100	—	50 (2-P)	30 (3-P)	—	—	—	—	—	—

■ Built to order. Allow 2–3 weeks for delivery.

①SWD rated.

②When wired as shown on page 7-4, this circuit breaker is UL listed and rated for use on 500V DC ungrounded UPS systems.

③HED4 and HHED6 type circuit breakers meet the UL criteria for "current limiting" at 240V AC.

④ED6-ETI, CED6-ETI, see page 7-74 for ordering information.

⑤Single Pole 15-30A 30KA @ 347V non-UL. 35-100A 18KA @ 347V non-UL.

⑥HACR rated.

⑦HHED63B015A is rated 18KAIC at 600/347V.

Accessories for:

ED 125A Frame



Combinations

Available only when ordered together. Only one module can be added to a breaker. Additional accessories, which always attach to the left pole, cannot be added to the combination later. Adds 1 inch pole space.

Equipment Ground Sensing

A field addable kit containing 30mA or 5 mA ground fault accessory module, current transformer with 24 inch leads, and current transformer mounting equipment. Current transformer to mount in gutter of lighting panel or any control panel. Accessory module operates from separate 120V control power source.

Both 30MA and 5MA devices are equipment protection devices only. Do not use for personnel protection.



Shunt Trip Combinations

Control Voltage		1 Shunt Trip	1 Shunt Trip and 1 Auxiliary Switch	1 Shunt Trip 1 Auxiliary Switch and 1 Alarm Switch	1 Shunt Trip and 1 Alarm Switch	1 Shunt Trip and 2 Auxiliary Switches
AC	DC	Catalog Number	Catalog Number	Catalog Number	Catalog Number	Catalog Number
24		S17ED60	—	—	—	—
48		S18ED60	—	—	—	—
120		S01ED60	S01ED62A	S01ED62AB	S01ED62B	S01ED62AA
208		—	S02ED62A▲	S02ED62AB▲	S02ED62B▲	S02ED62AA▲
240		S03ED60	S03ED62A	S03ED62AB	S03ED62B▲	S03ED62AA▲
277		S15ED60▲	S15ED64A▲	S15ED64AB▲	S15ED64B▲	—
480		S04ED60	S04ED64A▲	S04ED64AB▲	S04ED64B▲	—
	12	S16ED60▲	S16ED62A▲	—	—	—
	24	S07ED60	S07ED62A	S07ED62AB▲	S07ED62B▲	S07ED62AA▲
	48	S09ED60▲	S09ED62A▲	S09ED62AB▲	S09ED62B▲	S09ED62AA▲
	125	S11ED60▲	S11ED62A▲	S11ED62AB▲	S11ED62B▲	S11ED62AA▲
	250	S13ED60▲	S13ED62A▲	S13ED62AB▲	S13ED62B▲	S13ED62AA▲

Undervoltage Trip Combinations

Control Voltage		1 Undervoltage Trip	1 Undervoltage Trip and 1 Auxiliary Switch	1 Undervoltage Trip and 1 Auxiliary Switch and 1 Alarm Switch	1 Undervoltage Trip and 1 Alarm Switch	1 Undervoltage Trip and 2 Auxiliary Switches
AC	DC	Catalog Number	Catalog Number	Catalog Number	Catalog Number	Catalog Number
120		U01ED60	U01ED62A	U01ED62AB▲	U01ED62B▲	U01ED62AA▲
208		U02ED60▲	U02ED62A▲	U02ED62AB▲	U02ED62B▲	U02ED62AA▲
240		U03ED60	U03ED62A▲	U03ED62AB▲	U03ED62B▲	U03ED62AA▲
277		U16ED60▲	U16ED64A▲	U16ED64AB▲	U16ED64B▲	—
480		U06ED60▲	U06ED64A▲	U06ED64AB▲	U06ED64B▲	—
600		U08ED60▲	—	—	—	—
	24	U13ED60	U13ED62A▲	U13ED62AB▲	U13ED62B▲	U13ED62AA▲
	48	U14ED60▲	U14ED62A▲	U14ED62AB▲	U14ED62B▲	U14ED62AA▲
	125	U10ED60▲	U10ED62A▲	U10ED62AB▲	U10ED62B▲	U10ED62AA▲
	250	U12ED60▲	U12ED62A▲	—	—	U12ED62AA▲

Auxiliary Switch Combinations

Maximum Voltage		1 Auxiliary Switch	1 Alarm Switch and 1 Auxiliary Switch	2 Auxiliary Switches	1 Alarm Switch and 2 Auxiliary Switches
AC	DC	Catalog Number	Catalog Number	Catalog Number	Catalog Number
240	250	A01ED62	A01ED62B	A02ED62	A02ED62B
480		A01ED64	A01ED64B	—	—

Maximum Voltage		1 Auxiliary Switch	
AC	DC	Catalog Number	
	12	A01EDLV	Gold Plated Contacts—for PLC use

Alarm Switch Only

Maximum Voltage		1 Alarm Switch
AC	DC	Catalog Number
240	250	B00ED62
480		B00ED64

Ground Fault Sensing Relay Kit — Equipment Protection Only

For Use With Breaker Frame	Number of Poles	Description	Catalog Number	
			30mA	5mA
CED6, ED2, ED4 ED6, EFC, EFF, HED4, HHED6	1, 2, 3	Basic Kit	GF01ED60	GF01ED65
		Basic Kit with Normally Open Bell Alarm	GF01ED60B0	GF01ED65B0▲
		Basic Kit with Normally Closed Bell Alarm	GF01ED60BC	GF01ED65BC▲

▲ Built to order. Allow 6–8 weeks for delivery.

Molded Case Circuit Breakers

FD 250A Frame Sentron Series

Type FXD6-A①⑦

Blue Label

Non-Interchangeable Trip (Assembled Circuit Breaker – Without Lugs)

Continuous Current Rating @ 40°C	2-Pole Catalog Number	3-Pole Catalog Number
70	FXD62B070■	FXD63B070
80	FXD62B080■	FXD63B080
90	FXD62B090■	FXD63B090
100	FXD62B100	FXD63B100
110	FXD62B110■	FXD63B110
125	FXD62B125	FXD63B125
150	FXD62B150	FXD63B150
175	FXD62B175	FXD63B175
200	FXD62B200	FXD63B200
225	FXD62B225	FXD63B225
250	FXD62B250	FXD63B250

Type FD6-A⑦

Blue Label

Interchangeable Trip

Continuous Current Rating @ 40°C	Complete Breaker Unassembled w/Lugs Catalog Number	Frame Only Catalog Number	Trip Unit Only Catalog Number
2-Pole 600V AC, 250V DC②			
70	FD62B070■	FD62F250	FD62T070■
80	FD62B080■		FD62T080■
90	FD62B090■		FD62T090■
100	FD62B100■		FD62T100■
110	FD62B110■		FD62T110■
125	FD62B125■		FD62T125■
150	FD62B150		FD62T150
175	FD62B175■		FD62T175■
200	FD62B200		FD62T200
225	FD62B225■		FD62T225■
250	FD62B250■		FD62T250■
3-Pole 600V AC, 500V DC③			
70	FD63B070■	FD63F250	FD63T070■
80	FD63B080■		FD63T080■
90	FD63B090■		FD63T090■
100	FD63B100		FD63T100
110	FD63B110■		FD63T110■
125	FD63B125		FD63T125
150	FD63B150		FD63T150
175	FD63B175		FD63T175
200	FD63B200		FD63T200
225	FD63B225		FD63T225
250	FD63B250		FD63T250

Interrupting Ratings

Breaker Type	RMS Symmetrical Amperes (KA)											
	UL 489 AIR (File E10848)					IEC 947-2						
	Volts AC (50/60Hz)			Volts DC		Volts AC (50/60Hz)						
	240	480	600	250	500③	220/240		380/415		500	
						Icu	Ics	Icu	Ics	Icu	Ics
FXD6-A, FD6-A	65	35	22	30 (2-P)	18 (3-P)	65	33	35	9	—	—
HFXD6⑥, HFD6⑥	100	65	25	30 (2-P)	25 (3-P)	100	50	65	33	—	—
HHFD6⑥, HHFXD6⑥	200	100	25	—	—	—	—	—	—	—	—
CFD6	200	200	100	30 (2-P)	50 (3-P)	—	—	—	—	—	—

Instantaneous Adjustment Trip Range

Breaker Ampere Rating	Nominal Instantaneous Values ±20% Tolerance Low	2	3	4	5	6	7	±20% Tolerance High
70-90	600	640	690	730	770	810	850	900
100-110	700	770	840	920	990	1060	1140	1200
125-150	800	900	1000	1100	1200	1300	1400	1500
175-200	900	1060	1210	1370	1520	1780	1930	2000
225-250	1100	1300	1500	1700	1900	2100	2300	2500

Note: FD frame qualified to UL489 supplement SB "NAVAL".
See page 7-91 for additional information.

Ordering Information

Complete Breaker Unassembled with Lugs

Prices of FD6, HFD6, and HHFD6 breakers includes frame, trip and both line and load lugs (TA1FD350A). When ordered by these catalog numbers, the customer will receive the frame, trip, and lugs separately packaged. For applications requiring different lugs, order individual items as needed.

Complete Breaker Assembled without Lugs

Prices of FXD6, HFXD6, HHFXD6, and CFD6 includes frame with non-interchangeable trip unit installed only. Order required lugs separately. For line and load lugs (TA1FD350A) installed, add suffix "L" to catalog number (add 2 times list price of lugs for each pole).

50°C Applications see page 7-91.

400 Hz Applications see page 7-91.

Lugs For 75°C Wire⑤

Catalog Number	Wire Range
TA1FD350A	#6—350 kcmil Cu #4—350 kcmil Al
TC1FD350	#6—350 kcmil Cu
Compression Lug	
CCF250	350 kcmil Cu/Al

Enclosures

Type	Catalog Number
1	F6N1S(F)
3R	F6N3R
4-4X	FD6SS4
7-9	EC2
12	F6N12
Neutral④	N250

Modifications page 7-91
Enclosures Section 6
Accessories pages 7-50 and 7-95 to 7-100

■ Built to order. Allow 2–3 weeks for delivery.

①Type FXD6-A circuit breakers are UL Listed for reverse fed applications.
②2-pole units are 3-pole width.
③When wired as shown on page 7-4, this circuit breaker is UL listed and rated for use on 500V DC ungrounded UPS systems only.
④Order neutral as separate item.
⑤See **Note: A**, page 7-88.
⑥HFD6 and HHFD6 type circuit breakers meet the UL criteria for "current limiting" at 240 and 480V AC.
⑦HACR rated.

Molded Case Circuit Breakers

FD 250A Frame Sentron Series

Type HFD6, Type HFXD6②③④⑤⑥

Black Label

Interchangeable Trip

Continuous Current Rating @ 40°C	Complete Breaker Unassembled w/Lugs Catalog Number	Frame Only Catalog Number	Trip Unit Only Catalog Number
2-Pole 600V AC, 250V DC (3-Pole Width)			
70	HFD62B070■	HFD62F250	FD62T070■
80	HFD62B080■		FD62T080■
90	HFD62B090■		FD62T090■
100	HFD62B100■		FD62T100■
110	HFD62B110■		FD62T110■
125	HFD62B125■		FD62T125■
150	HFD62B150■		FD62T150■
175	HFD62B175■		FD62T175■
200	HFD62B200■		FD62T200■
225	HFD62B225■		FD62T225■
250	HFD62B250■		FD62T250■
3-Pole 600V AC, 500V DC①			
70	HFD63B070■	HFD63F250	FD63T070■
80	HFD63B080■		FD63T080■
90	HFD63B090■		FD63T090■
100	HFD63B100		FD63T100
110	HFD63B110■		FD63T110■
125	HFD63B125		FD63T125
150	HFD63B150		FD63T150
175	HFD63B175		FD63T175
200	HFD63B200		FD63T200
225	HFD63B225		FD63T225
250	HFD63B250		FD63T250

Type HHFD, HHFXD6②③④⑥

3-Pole 600V AC, Extra High Interrupting

70	HHFD63B070■	HHFD63F250	FD63T070■
80	HHFD63B080■		FD63T080■
90	HHFD63B090■		FD63T090■
100	HHFD63B100		FD63T100
110	HHFD63B110■		FD63T110■
125	HHFD63B125		FD63T125
150	HHFD63B150		FD63T150
175	HHFD63B175		FD63T175
200	HHFD63B200		FD63T200
225	HHFD63B225		FD63T225
250	HHFD63B250		FD63T250

Type CFD6-A③⑥

Fuseless Current Limiting

Red Label

Non-Interchangeable Trip (Assembled Circuit Breaker without Lugs)

Continuous Current Rating @ 40°C	3-Pole 600V AC/500V DC Catalog Number
70	CFD63B070■
80	CFD63B080■
90	CFD63B090■
100	CFD63B100■
110	CFD63B110■
125	CFD63B125■
150	CFD63B150
175	CFD63B175
200	CFD63B200
225	CFD63B225
250	CFD63B250



Figure 1 Figure 2

Dimensions (in inches)

Breaker Type	W	L	D	D1 (to handle)
Figure 1 FXD6-A, FD6-A, HFD6, HFXD6, HHFD6, FD6-ETI⑤	4.50	9.50	4	5.25
Figure 2 CFD6, CFD6-ETI⑤	4.50	14.25	4	5.25

Shipping Weights

Number of Poles	Number per Carton	Shipping Weight (lbs.)
FD6-A, HFD6, HHFD6, FXD6-A Assembled Circuit Breaker (less connectors)		
2	1	8.6
3	1	10
FD6-A, HFD6, HHFD6 Frame Only		
2	1	7.5
3	1	8.7
FD6 Trip Unit Only		
2	1	1.1
3	1	1.3
CFD6 Assembled Circuit Breaker (less terminals)		
3	1	16

■ Built to order. Allow 2–3 weeks for delivery.

① When wired as shown on page 7-4, this circuit breaker is UL listed and rated for use on 500V DC ungrounded UPS systems.

② For non-interchangeable trip 3-pole HFD6 type circuit breaker, change prefix identifier from HFD6 to HFXD6. Price equals frame and trip prices combined, e.g. price of HFXD63B250 equals price of HFD63F250 plus price of FD63T250. Order lugs separately.

③ Type HFXD6, HHFXD6, CFD6 are UL Listed for reverse feed applications.

④ Type HFXD6, HFD6, HHFD6, HHFXD6 meet the UL criteria for "Current Limiting" at 240 VAC and 480V AC.

⑤ FXD6, ETI, CFD6, ETI — See page 7-74 for ordering information.

⑥ HACR rated.

Accessories:
for FD, FFC & FFF 250A Frames



Shunt Trip Combinations

Control Voltage		1 Shunt Trip
AC	DC	Catalog Number
24		S17FD60
120		S01FD60
240		S03FD60
277		S15FD60▲
480		S04FD60
600		S06FD60▲
	12	S16FD60▲
	24	S07FD60
	48	S09FD60▲
	125	S11FD60
	250	S13FD60▲

Undervoltage Trip Combinations

Control Voltage		1 Undervoltage Trip	1 Undervoltage Trip and 1 Auxiliary Switch
AC	DC	Catalog Number	Catalog Number
120		U01FD60	W01FD64
208		U02FD60▲	W02FD64▲
240		U03FD60	W03FD64▲
277		U16FD60▲	W16FD64▲
480		U06FD60▲	W06FD64▲
600		U08FD60▲	—
	24	U13FD60	W13FD64
	48	U14FD60▲	W14FD64▲
	125	U10FD60▲	W10FD64▲
	250	U12FD60▲	W12FD64▲

Auxiliary Switch Combinations

Voltage		1 Auxiliary Switch	2 Auxiliary Switches
AC	DC	Catalog Number	Catalog Number
240		A01FD62	A02FD62
480		A01FD64	A02FD64
	12	A01FDLV	Gold Plated Contacts - for PLC use

Alarm Switch Combinations

Maximum Voltage		1 Alarm Switch	1 Alarm Switch and 1 Auxiliary Switch
AC	DC	Catalog Number	Catalog Number
480	250	B00FD64	C01FD64

▲ Built to order. Allow 6–8 weeks for delivery.

①Auxiliary switch application is for 480V AC maximum.

Note: Old F-frame accessories cannot be used in new Sentron line. Likewise, new FD-frame accessories cannot be used on old F-frame circuit breakers.

Molded Case Circuit Breakers

JD 400A Frame Sentron Series

Type JXD2-A⑤

240V AC, 2-Pole 250V DC Only — Blue Label

Non-Interchangeable Trip (Assembled Circuit Breaker without Lugs)		
Continuous Current Rating @ 40°C	**2-Pole (3-Pole Width) Catalog Number**	**3-Pole Catalog Number**
200	JXD22B200■	JXD23B200
225	JXD22B225■	JXD23B225
250	JXD22B250■	JXD23B250
300	JXD22B300	JXD23B300
350	JXD22B350■	JXD23B350
400	JXD22B400	JXD23B400

Type JXD6-A①⑤

600V AC, 2-Pole 250V DC, 3-Pole 500V DC② — Blue Label

Non-Interchangeable Trip (Assembled Circuit Breaker without Lugs)		
200	JXD62B200■	JXD63B200
225	JXD62B225■	JXD63B225
250	JXD62B250■	JXD63B250
300	JXD62B300	JXD63B300
350	JXD62B350■	JXD63B350
400	JXD62B400	JXD63B400

Type JD6-A⑤

Blue Label

Interchangeable Trip			
Continuous Current Rating @ 40°C	**Complete Breaker Unassembled w/Lugs Catalog Number**	**Frame Only Catalog Number**	**Trip Unit Only Catalog Number**
2-Pole 600V AC, 250V DC (3-Pole Width)			
200	JD62B200■	JD62F400	JD62T200■
225	JD62B225■		JD62T225■
250	JD62B250■		JD62T250■
300	JD62B300■		JD62T300■
350	JD62B350■		JD62T350■
400	JD62B400		JD62T400
3-Pole 600V AC, 500V DC②			
200	JD63B200	JD63F400	JD63T200
225	JD63B225		JD63T225
250	JD63B250		JD63T250
300	JD63B300		JD63T300
350	JD63B350		JD63T350
400	JD63B400		JD63T400

Interrupting Ratings

Breaker Type	RMS Symmetrical Amperes (KA)											
	UL 489 AIR (File E10848)					IEC 947-2					
	Volts AC (50/60Hz)			Volts DC		Volts AC (50/60Hz)					
						220/240		380/415		500	
	240	480	600	250	500②	Icu	Ics	Icu	Ics	Icu	Ics
JXD2-A	65	—	—	30 (2-P)	—	—	—	—	—	—	—
JXD6-A, JD6-A	65	35	25	30 (2-P)	25 (3-P)	65	33	40	20	—	—
HJD6-A, HJXD6-A	100	65	35	30 (2-P)	35 (3-P)	100	50	65	33	—	—
HHJD6, HHJXD6④	200	100	50	—	—	—	—	—	—	—	—
CJD6-A	200	150	100	30 (2-P)	50 (3-P)	—	—	—	—	—	—

Instantaneous Adjustment Trip Range

Breaker Ampere Rating	Nominal Instantaneous Values							
	±20% Tolerance Low	2	3	4	5	6	7	±20% Tolerance High
200-300	1250	1430	1610	1790	1960	2140	2320	2500
350-400	2000	2290	2570	2860	3140	3430	3710	4000

■ Built to order. Allow 2–3 weeks for delivery.

①Type JXD2 and JXD6 circuit breakers are UL Listed for reverse feed applications.

②When wired as shown on page 7-4, this circuit breaker is UL listed and rated for use on 500V DC ungrounded UPS systems only.

③See **Note: A**, page 7-88.

④HHJD6 type circuit breakers meet the UL criteria for "current limiting" at 240 and 480V AC.

⑤HACR rated.

Note: JD frame qualified to UL489 supplement B "NAVAL." See page 7-91 for additional information.

Ordering Information

Complete Breaker Unassembled with Lugs

Prices of JD6, HJD6, and HHJD6 breakers include frame, trip and both line and load lugs (TA2J6500). When ordered by these catalog numbers, the customer will receive the frame, trip, and lugs separately packaged. For applications requiring different lugs, order individual items as needed.

Complete Breaker Assembled without Lugs

Prices of JXD6, HJXD6, HHJXD6, and CJD6 include frame with non-interchangeable trip unit installed only. Order required lugs separately. For line and load lugs (TA2J6500) installed, add suffix "L" to catalog number (add 2 times list price of lugs for each pole).

100% Rated (3-pole only)

Types JXD6 and HJXD6 breakers are available with 100% ratings. To order add suffix "H" to catalog number, and 10% to list price.■ 100% rated JD breakers require the use of 90°C Cu cable sized at 75°C ampacity and lugs TC1J6600 or TC2J6500.

50°C Applications see page 7-91.

400Hz Applications see page 7-91.

Lugs For 75°C Wire③

Catalog Number	Cables per Lug	Wire Range
TA2J6500	1, 2 2	#3/0-500 kcmil Cu #4/0-500 kcmil Al
TA1L6750	1 1	500-750 kcmil Al 500-600 kcmil Cu
TC1J6600	1	#3/0-600 kcmil Cu
TC2J6500	1, 2	#3/0-500 kcmil Cu
Compression Lug		
CCL600	1	500 kcmil Cu/Al

Modifications page 7-91
Enclosures Section 6
Accessories pages 7-54 and 7-95 to 7-100

Molded Case Circuit Breakers

JD 400A Frame Sentron Series

Selection/Dimensions

Type HJD6-A, HJXD6-A②④⑥

Black Label

Interchangeable Trip

Continuous Current Rating @ 40°C	Complete Breaker Unassembled w/Lugs Catalog Number	Frame Only Catalog Number	Trip Unit Only Catalog Number
2-Pole 600V AC, 250V DC (3-Pole Width)			
200	HJD62B200■	HJD62F400■	JD62T200■
225	HJD62B225■		JD62T225■
250	HJD62B250■		JD62T250■
300	HJD62B300■		JD62T300■
350	HJD62B350■		JD62T350■
400	HJD62B400■		JD62T400
3-Pole 600V AC, 500V DC①②⑤			
200	HJD63B200	HJD63F400	JD63T200
225	HJD63B225		JD63T225
250	HJD63B250		JD63T250
300	HJD63B300		JD63T300
350	HJD63B350		JD63T350
400	HJD63B400		JD63T400

Type HHJD6, HHJXD6②④⑥

Black Label

2-Pole 600V AC (3-Pole Width)			
200	HHJD62B200■	HHJD62F400■	JD62T200■
225	HHJD62B225■		JD62T225■
250	HHJD62B250■		JD62T250■
300	HHJD62B300■		JD62T300■
350	HHJD62B350■		JD62T350■
400	HHJD62B400■		JD62T400
3-Pole 600VAC			
200	HHJD63B200	HHJD63F400	JD63T200
225	HHJD63B225		JD63T225
250	HHJD63B250		JD63T250
300	HHJD63B300		JD63T300
350	HHJD63B350		JD63T350
400	HHJD63B400		JD63T400

Type CJD6-A ⑤⑥

Fuseless Current Limiting

Red Label

Non-Interchangeable Trip (Assembled Circuit Breaker Without Lugs)

Continuous Current Rating @ 40°C	2-Pole 600V AC/250V DC Catalog Number	3-Pole 600V AC/500V DC Catalog Number
200	For 2-pole application use outside poles of 3-pole circuit breaker	CJD63B200■
225		CJD63B225■
250		CJD63B250■
300		CJD63B300■
350		CJD63B350■
400		CJD63B400



Figure 1

Dimensions (in inches)

Breaker Type	W	L	D	To Handle D1
Figure 1 JXD2-A, JXD6-A, JD6-A HJD6-A, HJXD6-A, HHJD6, HJD6, HJXD6, HHJXD6, JXD6-ETI,③ SJD6, SHJD6	7.5	11	4	5.44
Figure 2 CJD6, CJD6-ETI,③ SCJD6	7.5	17.86	4	5.44

Enclosures (Except SCJD6)

Type	Catalog Number
1	J6N1
3R	J6N3R
12	J6N12
4X	LD6SS4
7, 9 (200-250A)	EC4
7, 9 (300-400A)	EE
Neutral	W60992

Shipping Weights

Number of Poles	Number per Carton	Shipping Weight (lbs.)
JXD2, JXD6, JD6, HJD6, HHJD6 Assembled Breaker (less terminals)		
2	1	17.5
3	1	19.5
JD6, HJD6, HHJD6 Frame Only		
2	1	14
3	1	15.5
JD6 Trip Unit Only		
2	1	3.5
3	1	4
CJD6 Complete Assembled Breaker (less terminals)		
3	1	31.5

For inches / millimeters conversion, see Application Data section.

■ Built to order. Allow 2–3 weeks for delivery.

2-pole units available in 3-pole construction.

① When wired as shown on page 7-4, this circuit breaker is UL listed and rated for use on 500V DC ungrounded UPS systems only.

② For non-interchangeable 3-pole HJD6 or HHJD6 type circuit breaker change the prefix identifier to HJXD6 or HHJXD6. Price equals price of frame plus price of trip, e.g. price of HJXD63B400 equals price of HJD63F400 plus price of JD63T400. Order lugs separately.

③ JXD6-ETI, CJD6-ETI see page 7-74 for ordering information.

④ Type HJXD6, HHJXD6 Circuit Breakers are UL listed for reverse fed applications.

⑤ CE applies to non-interchangeable type HJXD6-A only.

⑥ HACR rated.

Type SJD6-A

Blue Label

3-Pole, 600V AC	
Catalog Number	Max Current Rating
SJD69200■	200
SJD69300■	300
SJD69400■	400
SJD69200G■	200
SJD69300G■	300
SJD69400G■	400
SJD69200NT■	200
SJD69300NT■	300
SJD69400NT■	400
SJD69200NGT■	200
SJD69300NGT■	300
SJD69400NGT■	400

Type SHJD6-A

Black Label

3-Pole, 600V AC	
Catalog Number	Max Current Rating
SHJD69200■	200
SHJD69300■	300
SHJD69400■	400
SHJD69200G■	200
SHJD69300G■	300
SHJD69400G■	400
SHJD69200NT■	200
SHJD69300NT■	300
SHJD69400NT■	400
SHJD69200NGT■	200
SHJD69300NGT■	300
SHJD69400NGT■	400

Current Limiting

Type SCJD6-A

Red Label

3-Pole, 600V AC	
Catalog Number	Max Current Rating
SCJD69200■	200
SCJD69300■	300
SCJD69400■	400
SCJD69200G■	200
SCJD69300G■	300
SCJD69400G■	400
SCJD69200NT■	200
SCJD69300NT■	300
SCJD69400NT■	400
SCJD69200NGT■	200
SCJD69300NGT■	300
SCJD69400NGT■	400

SJD 400A Frame – 100% Rated②

Type SJD6-A

Blue Label

3-Pole, 600V AC	
Catalog Number	Max Current Rating
SJD69200H■	200
SJD69300H■	300
SJD69400H■	400
SJD69200GH■	200
SJD69300GH■	300
SJD69400GH■	400
SJD69200NTH■	200
SJD69300NTH■	300
SJD69400NTH■	400
SJD69200NGTH■	200
SJD69300NGTH■	300
SJD69400NGTH■	400

Type SHJD6-A

Black Label

3-Pole, 600V AC	
Catalog Number	Max Current Rating
SHJD69200H■	200
SHJD69300H■	300
SHJD69400H■	400
SHJD69200GH■	200
SHJD69300GH■	300
SHJD69400GH■	400
SHJD69200NTH■	200
SHJD69300NTH■	300
SHJD69400NTH■	400
SHJD69200NGTH■	200
SHJD69300NGTH■	300
SHJD69400NGTH■	400

Trip Unit Adjustable Functions

Suffix Letter Code	Trip Type	Cont Current Setting	Long Time Delay	Instantaneous Setting	Short Time Pick Up	Short Time Delay	Short Time I^2t Pick Up	Ground Fault Pick Up	Ground Fault Delay
None	LI	√	√	√					
G	LIG	√	√	√				√	√
NT	LSI	√	√	√	√	√	√		
NGT	LSIG	√	√	√	√	√	√	√	√

Interrupting Ratings

Breaker Type	RMS Symmetrical kA UL 489 (File E10848)		
	240V AC	480V AC	600V AC
SJD6-A	65	35	25
SHJD6-A	100	65	35
SCJD6-A	200	150	100

Note: "G" suffix in catalog number denotes circuit breaker for 3-phase, 3-wire systems. For 3-phase, 4-wire, order correct 4th wire (neutral) transformer as separate and additional item.

■ Built to order. Allow 2–3 weeks for delivery.

①For additional information, see **Note: A,** page 7-88.

②Refer to the NEC for proper application of 100% rated devices.

Ordering Information

Pricing information for all Digital Sentron Series SJD frames is for complete breaker only – price required lugs as separate items – lugs are suitable for 75° C wire.

SJD6 and SCJD6 are acceptable for reverse connection application.

SHJD6 are <u>not</u> acceptable for reverse connection application.

Shipping Weights

Breaker Type	Number per Carton	Shipping Weight (lbs)
SJD6-A	1	20
SHJD6-A	1	20
SCJD6-A	1	33

Lugs for 75° C Wire①

Catalog Number	No of Cables per Connector	Wire Range
TA2J6500	2 2	#3/0-500 kcmil Cu #4/0-500 kcmil Al
TA1L6750	1 1	500–750 kcmil Al 500–600 kcmil Cu
TC1J6600 **TC2J6500** **TA2J630**	1 2 2	#3/0-600 kcmil Cu #3/0-500 kcmil Cu #4–#3/0-Cu/Al
Compression Lug		
CCL600	(1 pc.)	#1/0-500 kcmil Cu/Al

Neutral Transformers

Ampere Rating	Catalog Number
200	**N02SJD**
300	**N03SJD**
400	**N04SJD**

Enclosures Section 6
Accessories pages 7-54 and 7-95 to 7-100

Accessories for:

JD 400A Frame
LD 600A Frame
LMD 800A Frame
SJD 400A Frame
SLD 600A Frame



Sensitrip Ammeter



The Ammeter Display Units plug into the Sensitrip Trip Unit and displays the phase current flowing in the breaker. They are powered by the breaker's CT's with replaceable battery back-up for maintaining trip and max logs.

The SADU reads currents, current imbalance, current demand, and trip status.

Ammeter Mounting Kit

The Ammeter may also be panel or door mounted using the SADURMK18 remote mounting kit.

Shunt Trip Combinations

Control Voltage		1 Shunt Trip	1 Shunt Trip and 1 Auxiliary Switch
AC	DC	Catalog Number	Catalog Number
24		S17JLD6	—
48		S18JLD6▲	—
120		S01JLD6	S01JLD62A
240		S03JLD6	S03JLD62A
277		S15JLD6▲	S15JLD64A▲
480		S04JLD6	—
	12	S16JLD6▲	S16JLD62A▲
	24	S07JLD6	S07JLD62A
	48	S09JLD6▲	S09JLD62A
	125	S11JLD6	S11JLD62A▲
	250	S13JLD6▲	S13JLD62A▲

Undervoltage Trip Combinations

Control Voltage		1 Undervoltage Trip	1 Undervoltage Trip and 1 Auxiliary Switch	1 Undervoltage Trip and 2 Auxiliary Switches
AC	DC	Catalog Number	Catalog Number	Catalog Number
120		U01JLD6	U01JLD62A	U01JLD62AA
208		U02JLD6▲	U02JLD62A▲	U02JLD62AA▲
240		U03JLD6	U03JLD62A▲	U03JLD62AA▲
480		U06JLD6	U06JLD64A▲	U06JLD64AA▲
	24	U13JLD6	U13JLD62A	U13JLD62AA
	48	U14JLD6▲	U14JLD62A▲	U14JLD62AA▲
	125	U10JLD6▲	U10JLD62A▲	U10JLD62AA▲
	250	U12JLD6▲	U12JLD62A▲	U12JLD62AA▲

Auxiliary Switch Combinations

Maximum Voltage		1 Form C	2 Form C
AC	DC	Catalog Number	Catalog Number
480	250	A01JLD64	A02JLD64
—	12	A01JLDLV	A02JLDLV

Alarm Switch Combinations

Maximum Voltage		1 Alarm Switch	1 Alarm Switch and 1 Auxiliary Switch	1 Alarm Switch and 2 Auxiliary Switches
AC	DC	Catalog Number	Catalog Number	CatalogNumber
480	250	B01JLD64	A01JLD64B	A02JLD64B

Plug-in Ammeter Display Units

Breaker Type	Description	Catalog Number
SJD, SLD	Display Unit	SADU
	Remote Mounting Kit	SADURMK18

Note: Accessory modules can only be added to right side pole of solid state SJD and SLD frame circuit breakers. No accessories can be added if mechanical interlock is used. All accessories on this page are useable on superseded JD2, JJ6, JL6, HJ6, SJL, LJ6, LL6, HL6 and SLL circuit breakers.

▲ Built to order. Allow 6–8 weeks for delivery.

Molded Case Circuit Breakers

LD 600A Frame Sentron Series

Type LXD6-A①④ — Blue Label

Non-Interchangeable Trip (Assembled Circuit Breaker without Lugs)

Continuous Current Rating @ 40°C	2-Pole (3-Pole Width) 600V AC 250V DC Catalog Number	3-Pole 600V AC 500V DC Catalog Number
450	LXD62B450■	LXD63B450
500	LXD62B500■	LXD63B500
600	LXD62B600	LXD63B600

Type LD6-A④ — Blue Label

Interchangeable Trip

Continuous Current Rating @ 40°C	Complete Breaker Unassembled w/Lugs Catalog Number	Frame Only Catalog Number	Trip Unit Only Catalog Number
2-Pole 600V AC, 250V DC (3-Pole Width)			
250	LD62B250■	LD62F600	JD62T250■
300	LD62B300■		JD62T300■
350	LD62B350■		JD62T350■
400	LD62B400		JD62T400
450	LD62B450■		LD62T450■
500	LD62B500■		LD62T500■
600	LD62B600		LD62T600
3-Pole 600V AC, 500V DC②			
250	LD63B250	LD63F600	JD63T250
300	LD63B300		JD63T300
350	LD63B350		JD63T350
400	LD63B400		JD63T400
450	LD63B450		LD63T450
500	LD63B500		LD63T500
600	LD63B600		LD63T600

Interrupting Ratings

Breaker Type	RMS Symmetrical Amperes (KA)											
	UL 489 AIR (File E10848)					IEC 947-2					
	Volts AC (50/60Hz)			Volts DC		Volts AC (50/60Hz)					
	240	480	600	250	500③	220/240		380/415		500	
						(Icu)	(Ics)	(Icu)	(Ics)	(Icu)	(Ics)
LD6-A, LXD6-A	65	35	25	30 (2-P)	25 (3-P)	65	33	40	20	—	—
HLD6-A, HLXD6-A	100	65	35	30 (2-P)	35 (3-P)	100	50	65	33	—	—
HHLD6, HHLXD6	200	100	50	—	—	—	—	—	—	—	—
CLD6-A	200	150	100	—	50 (3-P)	—	—	—	—	—	—

Instantaneous Adjustment Trip Range

Breaker Ampere Rating	Nominal Instantaneous Values ±20% Tolerance Low	2	3	4	5	6	7	±20% Tolerance High
250-300	1250	1430	1610	1790	1960	2140	2320	2500
350-450	2000	2290	2570	2860	3140	3430	3710	4000
500-600	3000	3430	3800	4290	4710	5140	5570	6000

■ Built to order. Allow 2–3 weeks for delivery.

①Type LXD6A circuit breakers are UL Listed for reverse fed applications.

②When wired as shown on page 7-4, this circuit breaker is UL listed and rated for use on 500V DC ungrounded UPS systems only.

③See **Note: A**, page 7-88.

④HACR rated.

Note: LD frame qualified to UL489 supplement SB "NAVAL". See page 7-91 for additional information.

Modifications page 7-91
Enclosures Section 6
Accessories pages 7-58 and 7-95 to 7-100

Ordering Information

Complete Breaker Unassembled with Lugs
Prices of LD6, HLD6, and HHLD6 breakers include frame, trip, and both line and load lugs (TA2J6500). When ordered by these catalog numbers, the customer will receive the frame, trip and lugs separately packaged. For applications requiring different lugs, order individual items as needed.

Complete Breaker Assembled without Lugs
Prices of LXD6, HLXD6, HHLXD6, and CLD6 include frame with non-interchangeable trip unit installed only. Order required lugs separately. For line and load lugs (TA2J6500) installed, add suffix "L" to catalog number (add 2 times list price of lugs for each pole).

100% Rated (3-pole only)
Types LXD6 and HLXD6 breakers are available with 100% ratings. To order add suffix "H" to catalog number, and 10% to list price. 100% rated LD breakers require the use of 90°C Cu cable sized at 75°C ampacity and lugs TC1J6600 or TC2J6500.

50°C Applications see page 7-91.

400Hz Applications see page 7-91.

Shipping Weights

Number of Poles	Number per Carton	Shipping Weight (lbs.)
LXD6, LD6, HLD6, HHLD6 Assembled Breaker (less terminals)		
2	1	17.5
3	1	19.5
LD6, HLD6, HHLD6 Frame Only		
2	1	14
3	1	15.5
LD6, HHLD6 Trip Unit Only		
2	1	3.5
3	1	4
CLD6 Complete Assembled Breaker (less terminals)		
3	1	31.5

Lugs For 75°C Wire③

Catalog Number	Cables per Lug	Wire Range
TA2J6500	1, 2 2	#3/0 500 kcmil Cu #4/0 500 kcmil Al
TC2J6500	2	#3/0-500 kcmil Cu
TA1L6750	1 1	500-750 kcmil Al 500-600 kcmil Cu
TC1J6600	1	#3/0-600 kcmil Cu
Compression Lug		
CCL600	1	500 kcmil Cu/Al

Type HLD6-A, HLXD6-A②③⑥

Black Label

Interchangeable Trip

Continuous Current Rating @ 40°C	Complete Breaker Unassembled w/Lugs Catalog Number	Frame Only Catalog Number	Trip Unit Only Catalog Number
2-Pole 600V AC, 250V DC (3-Pole Width)			
250	**HLD62B250■**		**JD62T250■**
300	**HLD62B300■**		**JD62T300■**
350	**HLD62B350■**		**JD62T350■**
400	**HLD62B400■**	**HLD62F600■**	**JD62T400**
450	**HLD62B450■**		**LD62T450■**
500	**HLD62B500■**		**LD62T500■**
600	**HLD62B600■**		**LD62T600**
3-Pole 600V AC, 500V DC①⑤			
250	**HLD63B250**		**JD63T250**
300	**HLD63B300**		**JD63T300**
350	**HLD63B350**		**JD63T350**
400	**HLD63B400**	**HLD63F600**	**JD63T400**
450	**HLD63B450**		**LD63T450**
500	**HLD63B500**		**LD63T500**
600	**HLD63B600**		**LD63T600**

Type HHLD6, HHLXD6②③⑥

Black Label

Continuous Current Rating @ 40°C	Complete Breaker Unassembled w/Lugs Catalog Number	Frame Only Catalog Number	Trip Unit Only Catalog Number
2-Pole 600V AC (3-Pole Width)			
250	**HHLD62B250■**		**JD62T250■**
300	**HHLD62B300■**		**JD62T300■**
350	**HHLD62B350■**		**JD62T350■**
400	**HHLD62B400■**	**HHLD62F600■**	**JD62T400**
450	**HHLD62B450■**		**HHLD62T450■**
500	**HHLD62B500■**		**HHLD62T500■**
600	**HHLD62B600■**		**HHLD62T600■**
3-Pole 600V AC			
250	**HHLD63B250**		**JD63T250**
300	**HHLD63B300**		**JD63T300**
350	**HHLD63B350**		**JD63T350**
400	**HHLD63B400**	**HHLD63F600**	**JD63T400**
450	**HHLD63B450■**		**HHLD63T450■**
500	**HHLD63B500■**		**HHLD63T500■**
600	**HHLD63B600■**		**HHLD63T600■**

Type CLD6-A③⑥

Fuseless Current Limiting

Red Label

Non-Interchangeable Trip (Assembled Circuit Breaker Without Lugs)

Continuous Current Rating @ 40°C	2-Pole 600V AC/250V DC Catalog Number	3-Pole 600V AC/500V DC Catalog Number
450	For 2-pole application use outside poles of 3-pole circuit breaker	**CLD63B450■**
500		**CLD63B500**
600		**CLD63B600**



Figure 1 Figure 2

Dimensions (in inches)

Breaker Type	W	L	D	To Handle D1
Figure 1 LXD6-A, LD6-A HLD6-A HHLD6, HHLXD6, LXD6–ETI,④ SLD6, SHLD6	7.5	11	4	5.44
Figure 2 CLD6, CLD6-ETI,④ SCLD6	7.5	17.86	4	5.44

Enclosures: (except SCLD6)

Type	Catalog Number
1	**LD6N1**
3R	**LD6N3R**
12	**LD6N12**
4X	**LD6SS4**
7,9	**ED6**
Neutral	**W60993**

For inches / millimeters conversion, see Application Data section.

■ Built to order. Allow 2–3 weeks for delivery.

① When wired as shown on page 7-4, this circuit breaker is UL listed and rated for use on 500V DC ungrounded UPS systems only.

② For complete assembled 3-pole HLD6 or HHLD6 type circuit breaker change the prefix identifier HLD6 or HHLD6 to HLXD6 or HHLXD6. Price is sum of frame and trip units prices, e.g. price of HLXD63B400 is the price of HLD63F600 plus the price of LD63T600. Order the terminal connectors separately.

③ Type HLXD6, HHLXD6, & CLD6 Circuit Breakers are UL Listed for reverse feed applications.

④ LXD6-ETI, CLD6-ETI see page 7-74 for ordering information.

⑤ CE Applies to non-interchangeable type HLXD only.

⑥ HACR rated.

Type SLD6-A

Blue Label

3-Pole, 600V AC	
Catalog Number	**Max Current Rating**
SLD69300■	300
SLD69400■	400
SLD69500■	500
SLD69600■	600
SLD69300G■	300
SLD69400G■	400
SLD69500G■	500
SLD69600G■	600
SLD69300NT■	300
SLD69400NT■	400
SLD69500NT■	500
SLD69600NT■	600
SLD69300NGT■	300
SLD69400NGT■	400
SLD69500NGT■	500
SLD69600NGT■	600

Type SHLD6-A

Black Label

3-Pole, 600V AC	
Catalog Number	**Max Current Rating**
SHLD69300■	300
SHLD69400■	400
SHLD69500■	500
SHLD69600■	600
SHLD69300G■	300
SHLD69400G■	400
SHLD69500G■	500
SHLD69600G■	600
SHLD69300NT■	300
SHLD69400NT■	400
SHLD69500NT■	500
SHLD69600NT■	600
SHLD69300NGT■	300
SHLD69400NGT■	400
SHLD69500NGT■	500
SHLD69600NGT■	600

Current Limiting

Type SCLD6-A

Red Label

3-Pole, 600V AC	
Catalog Number	**Max Current Rating**
SCLD69300■	300
SCLD69400■	400
SCLD69500■	500
SCLD69600■	600
SCLD69300G■	300
SCLD69400G■	400
SCLD69500G■	500
SCLD69600G■	600
SCLD69300NT■	300
SCLD69400NT■	400
SCLD69500NT■	500
SCLD69600NT■	600
SCLD69300NGT■	300
SCLD69400NGT■	400
SCLD69500NGT■	500
SCLD69600NGT■	600

Trip Unit Adjustable Functions

Suffix Letter Code	Trip Type	Cont Current Setting	Long Time Delay	Instan-taneous Setting	Short Time Pick Up	Short Time Delay	Short Time I^2t Pick Up	Ground Fault Pick Up	Ground Fault Delay
None	LI	√	√	√					
G	LIG	√	√	√				√	√
NT	LSI	√	√	√	√	√	√		
NGT	LSIG	√	√	√	√	√	√	√	√

Interrupting Ratings

Breaker Type	RMS Symmetrical kA UL 489 (File E10848)		
	240V AC	480V AC	600V AC
SLD6-A	65	35	25
SHLD6-A	100	65	35
SCLD6-A	200	150	100

Ordering Information

Pricing information for all Digital Sentron Series SLD frames is for complete breaker only – price required lugs as separate items – lugs are suitable for 75°C wire.

SLD6 and SCLD6 are suitable for reverse connection application.

SHLD6 are <u>not</u> suitable for reverse connection application.

Shipping Weights

Breaker Type	Number per Carton	Shipping Weight (lbs)
SLD6-A	1	20
SHLD6-A	1	20
SCLD6-A	1	33

Neutral Transformers

Ampere Rating	Catalog Number
300	**N03SJD**
400	**N04SJD**
500	**N05SLD**
600	**N06SLD**

Note: "G" suffix in catalog number denotes circuit breaker for 3-phase, 3-wire circuits. For 3-phase, 4-wire, order correct 4th wire (neutral) transformer as separate and additional item.

For ordering information and terminal connectors see page 7-55; for enclosures, see page 7-56.

100% Rated – Not available in SLD6 Frame.

■ Built to order. Allow 2–3 weeks for delivery.

Accessories for:

JD 400A Frame
LD 600A Frame
LMD 800A Frame
SJD 400A Frame
SLD 600A Frame



Sensitrip Ammeter



The Ammeter Display Units plug into the Sensitrip Trip Unit and displays the phase current flowing in the breaker. They are powered by the breaker's CT's with replaceable battery back-up for maintaining trip and max logs.

The SADU reads currents, current imbalance, current demand, and trip status.

Ammeter Mounting Kit

The Ammeter may also be panel or door mounted using the SADURMK18 remote mounting kit.

Shunt Trip Combinations

Control Voltage		1 Shunt Trip	1 Shunt Trip and 1 Auxiliary Switch
AC	DC	Catalog Number	Catalog Number
24		S17JLD6	—
48		S18JLD6▲	—
120		S01JLD6	S01JLD62A
240		S03JLD6	S03JLD62A
277		S15JLD6▲	S15JLD64A▲
480		S04JLD6	—
	12	S16JLD6▲	S16JLD62A▲
	24	S07JLD6	S07JLD62A
	48	S09JLD6▲	S09JLD62A
	125	S11JLD6	S11JLD62A▲
	250	S13JLD6▲	S13JLD62A▲

Undervoltage Trip Combinations

Control Voltage		1 Undervoltage Trip	1 Undervoltage Trip and 1 Auxiliary Switch	1 Undervoltage Trip and 2 Auxiliary Switches
AC	DC	Catalog Number	Catalog Number	Catalog Number
120		U01JLD6	U01JLD62A	U01JLD62AA
208		U02JLD6▲	U02JLD62A▲	U02JLD62AA▲
240		U03JLD6	U03JLD62A▲	U03JLD62AA▲
480		U06JLD6	U06JLD64A▲	U06JLD64AA▲
	24	U13JLD6	U13JLD62A	U13JLD62AA
	48	U14JLD6▲	U14JLD62A▲	U14JLD62AA▲
	125	U10JLD6▲	U10JLD62A▲	U10JLD62AA▲
	250	U12JLD6▲	U12JLD62A▲	U12JLD62AA▲

Auxiliary Switch Combinations

Maximum Voltage		1 Form C	2 Form C
AC	DC	Catalog Number	Catalog Number
480	250	A01JLD64	A02JLD64
—	12	A01JLDLV	A02JLDLV

Alarm Switch Combinations

Maximum Voltage		1 Alarm Switch	1 Alarm Switch and 1 Auxiliary Switch	1 Alarm Switch and 2 Auxiliary Switches
AC	DC	Catalog Number	Catalog Number	CatalogNumber
480	250	B01JLD64	A01JLD64B	A02JLD64B

Plug-in Ammeter Display Units

Breaker Type	Description	Catalog Number
SJD, SLD	Display Unit	SADU
	Remote Mounting Kit	SADURMK18

Note: Accessory modules can only be added to right side pole of solid state SJD and SLD frame circuit breakers. No accessories can be added if mechanical interlock is used. All accessories on this page are useable on superseded JD2, JJ6, JL6, HJ6, SJL, LJ6, LL6, HL6 and SLL circuit breakers.

▲ Built to order. Allow 6–8 weeks for delivery.

Mouser Electronics

Authorized Distributor

Click to View Pricing, Inventory, Delivery & Lifecycle Information:

Siemens:

A02ED62B A01ED62B A01ED64 A02FD64 A01EDLV A01ED64B A01FD62 A02JLD64 A02FD62 A01FD64 A01JLD64B A02JLDLV A01FDLV A01JLD64 A01JLDLV A01ED62 A02JLD64B A02ED62