Meter Centers

EUSERC Compliant Side-by-Side Meter-Load Center Combination, 1-Phase, 3-Wire 120/240V AC

- UL Listed
- 100A-225A Continuous Rating as noted
- Load center options include 8 space panel with feed through lugs and 12, 16, 24, 30 and 40 space panels
- 22,000 AIC Rated
- 5th Jaw available as noted
- Factory installed semi flush mount option
- Suitable for use only as service entrance equipment
- Raised interior for ease of wiring
- Raised neutral for ease of wiring
- Convertable OH/UG
- Contact local utility to confirm meter socket acceptance prior to installation
- See end of section for knock out diagrams and wiring schematics
- See page 2-42 for Solar Ready options

MC0816B1200ESN



MC1224B1125ESC



EUSERC Compliant Meter-Load Center Combination, 100-125amp②④⑥⑧

Old Cat Number	New Cat Number	Utility Incoming	By-pass Type	No. of Spaces	No. of Circuits	Dimensions H	W	D	Main Breaker	Short Circuit Rating	Mounting	Hub Provisions	5th Jaw	Cover Type
MC1224B1100FEC	MC1224B1100EFC	OH/UG	none	12	24	23.6	14.5	5	Q2100H	22,000	Flush	RX (top) / HC (bot)	EMC5J	Ring
MC1224B1100SEC	MC1224B1100ESC										Surface			
MC1224B1125FEC	MC1224B1125EFC	OH/UG	none	12	24	23.6	14.5	5	Q2125H	22,000	Flush	RX (top) / HC (bot)	EMC5J	Ring
MC1224B1125SEC	MC1224B1125ESC										Surface			

EUSERC Compliant Meter-Load Center Combination, 200-225amp②⑥⑦⑧

MC2442B1200FEC	MC2040B1200EFC⑤	OH/UG	none	20	40	31.0	14.5	7.0	EQ9985	22,000	Flush	RX (top) / HC (bot)	EMC5J	Ring
MC2442B1200SEC	MC2040B1200ESC							5.0			Surface			
MC2442B1225FEC	MC2442B1225EFC⑤	OH/UG	none	24	42	35.0	14.5	7.0	EQ9986	22,000	Flush	RX (top) / HC (bot)	EMC5J	Ring
MC2442B1225SEC	MC2442B1225ESC							5.0			Surface			
—	MC2442B1200EFV⑨	OH/UG	none	24	42	36.5	17.3	7.4	EQ9986	22,000	Flush	HC (bot)	EMC5J	Ring
—	MC2442B1200ESV⑨						14.3	5.4			Surface			
MC0816B1200SCT	MC0816B1200EST①	OH/UG	none	8	16	29.75	14.5	5.0	EQ9985	22,000	Surface	RX (top) / HC (bot)	EMC5J	Ring

EUSERC Compliant Meter-Load Center Combination, 200 amp with 50amp Subfeed Provision⑥⑧

MC0816B1200FCTM	MC0816B1200EFN⑤	OH/UG	none	8	16	29.75	14.5	7.0	EQ9985	22,000	Flush	RX (top) / HC (bot)	EMC5J	Ring
MC0816B1200SCTM	MC0816B1200ESN							5.0			Surface			

EUSERC Compliant Meter-Load Center Combination, 200amp, Full Load Center Width③

Catalog Number	Utility Incoming	By-pass Type	No. of Spaces	No. of Circuits	Dimensions H	W	D	Main Breaker	Short Circuit Rating	Mounting	Hub Provisions	5th Jaw	Cover Type
MC3040B1200SECW	OH/UG	none	30	40	32.3	21.0	5.2	QN2200RH	22,000	Surface	RX (top)/ HC (bot)	EMC5J	Ring
MC4040B1200SECW			40	40	32.3	21.0	5.2						

① Feed thru lugs included.
② Devices are EUSERC compliant for field modification from factory UG to OH feed.
③ Flush rail kits available.
④ Flush rails adjustable for 2x4 walls only.
⑤ Flush rails adjustable for up to 2x6 walls.
⑥ Dimensional and other technical data is applicable for "New Catalog Numbers" ONLY.
⑦ Old Catalog Numbers MC1632B1100FEC, MC1632B1100SEC, MC1632B1125FEC and MC0816B1200FCT are obsolete with no replacement.
⑧ UL Listed for Siemens and Murray breakers.
⑨ Bus Rated 225A.

- UL listed
- For overhead and underground feed applications
- Designed to meet EUSERC standards
- 22,000 AIC Rated
- Pad locking provisions on all devices
- Surface and semi-flush units available - semi flush rails are depth adjustable for 2x6 studs
- Side hinge door removable by backing out only one screw
- Load wiring may exit top or bottom
- Suitable for use only as service entrance equipment
- RX type hub provision on top endwall, HC type hub provision on bottom endwall
- Ring type meter covers
- Contact local utility to confirm meter socket approval prior to installation
- 5th jaw accessory available
- See end of section for 5th jaw and main breaker
- See Section 2, pages 2-36 thru 2-50 for wiring diagrams and knockout details. For Murray devices, replace "MC" with "JA" details if JA number is not shown.

Fig. 1



JA1212L1200SED

Fig. 2



JA3042B1200FED

Fig. 3



MC1224B1125EFC

Fig. 4



MC2040B1200ESC

Over-Under Between the Studs Construction Meter Load Center Combinations

Amps Max.	No. of Spaces	Max. Circuits	Mounting	Service	Catalog Number	Dimensions①			Figure
						Height	Width	Depth	
200	12	12	Flush	UG	JA1212L1200FED①	38.4	14.4	7.4	1
			Surface		JA1212L1200SED①				
200	20	40	Surface	UG	JA2040B1200SED	41.9	14.4	7.4	2
			Flush		JA2040B1200FED				
200	30	42	Surface	UG	JA3042B1200SED	48.8	14.4	7.4	2
			Flush		JA3042B1200FED				
225			Surface		JA3042B1225SED				
			Flush		JA3042B1225FED				

Fig. 5



JA4040B1200SECW

Side-By-Side Full Load Center Construction Meter Load Center Combinations

200	30	40	Surface	OH/UG	JA3040B1200SECW②	32.3	21.0	5.2	5
	40				JA4040B1200SECW②				

Side-By-Side Between the Studs Construction Meter Load Center Combinations③④⑤

Amps Max	No. of Spaces	No. of Circuits	Cover Type	Mounting	Service	Bypass Type	Old Catalog Number	New Catalog Number	Dimensions			Figure
									H	W	D	
100	12	24	Ring	Flush	OH/UG	none	JA1224B1100FEC	MC1224B1100EFC	23.6	14.5	5	3
				Surface			JA1224B1100SEC	MC1224B1100ESC				
125	12	24	Ring	Flush	OH/UG	none	JA1224B1125FEC	MC1224B1125EFC				
				Surface			JA1224B1125SEC	MC1224B1125ESC				
200	20	40	Ring	Flush	OH/UG	none	JA2442B1200FEC	MC2040B1200EFC	31	14.5	7	4
				Surface			JA2442B1200SEC	MC2040B1200ESC			5	
225	24	42	Ring	Surface	OH/UG	none	—	MC2442B1225ESC	35	14.5	5	
				Flush			—	MC2442B1225EFC			7	
200	24	42	Ring	Surface	OH/UG	none	—	MC2442B1200ESC	35	14.5	5	
				Flush			—	MC2442B1200EFC			7	
	8	16	Ring	Flush	OH/UG	none	—	MC0816B1200EFN	29.75	14.5	7	
				Surface			JA0816B1200SCTM	MC0816B1200ESN			5	

① Suitable for use as service entrance equipment when not more than six main disconnecting means are provided and when not used as a lighting and appliance panel board.

② FRK1 - Flush rail kit.

③ Dimensional and other technical data is applicable for "New Catalog Numbers" ONLY.

④ Old Catalog Numbers JA1632B1100FEC, JA1632B1100SEC and JA1632B1125FEC are obsolete with no replacement.

⑤ UL Listed for Siemens and Murray breakers.