SIEMENS

Data sheet 5SY4616-8

Miniature circuit breaker 400 V 10kA, 3+N-pole, D, 16A, D=70 mm



Model	
Product brand name	SENTRON
Product designation	Miniature circuit breaker
General technical data	
Number of poles	4
Number of poles / Note	3P+N
Tripping characteristic class	D
circuit-breaker / Design	5SY4
Mechanical service life (switching cycles) / typical	20 000
Overvoltage category	III
Voltage	
Type of voltage	AC/DC
Insulation voltage	
• with multi-phase operation / at AC / rated value	440 V
Supply voltage	
Supply voltage	
• at AC / rated value	400 V
Supply voltage frequency / rated value	50/60 Hz

Subject to change without notice
© Copyright Siemens

Protection class	
Protection class IP	IP20, with connected conductors
Energy limiting class	3

Switching capacity	
Switching capacity current	
• at DC / acc. to IEC 60947-2 / rated value	15 kA
• acc. to EN 60898 / rated value	10 kA
• acc. to IEC 60947-2 / rated value	20 kA

Dissipation	
Power loss [W] / for rated value of the current / at AC / in hot operating state / per pole	1.6 W

Electricity	
Tripping residual / rated value / derated current / at 40 Cel	15.2 A
Current / at AC / rated value	16 A
Suitability for operation	Mechanical engineering / industry

Product details	
Product feature / Touch protection	Yes
Product component	
• combined terminal top	Yes
• combined terminal bottom	Yes
Product feature	
• Properties for main switches in accordance with EN 60204-1	Yes
• halogen-free	Yes
• sealable	Yes
• silicon-free	Yes
Product extension / can be installed / supplementary devices	Yes

Product function	
Product function / neutral conductor switching	Yes

Short circuit	
Breaking capacity short-circuit current (Icn)	
• at AC / acc. to UL 1077 and CSA C22.2 No.235	5 kA

Number	
Number of test cycles / for environmental testing / acc. to IEC 60068-2-30	6

Connections	
Connectable conductor cross-section / stranded	
• minimum	0.75 mm²

Subject to change without notice
© Copyright Siemens

• maximum	35 mm²
Position / of power supply cord	Any

Mechanical Design	
(height)	90 mm
Width	72 mm
Depth	76 mm
(mounting position)	any
Installation depth	70 mm
Number of width units	4
(mounting type)	Quick assembly system
(net weight)	597 g

Environmental conditions	
Degree of pollution	3
Influence of the surrounding temperature	Max. 95% humidity
Vibration resistance / acc. to IEC 60068-2-6	50m/s² at 25 to 150Hz and 60m/s² at 35Hz (4sec)
Ambient temperature	
• minimum	-25 °C
• maximum	55 °C
• during storage / minimum	-40 °C
• during storage / maximum	75 °C

Certificates	
Reference code	
• acc. to DIN EN 61346-2	F

© Copyright Siemens

General Product Approval

CCC IMQ UR VDE RCM

Miscellaneous

Declaration of Conformity	Test Certificates	Shipping Approval
EG-Konf.	Miscellaneous	ABS BUREAU VERITAS LRS RINA

Railway

Confirmation Vibration and Shock

Further information

Information- and Downloadcenter (Catalogs, Brochures,…)
http://www.siemens.com/lowvoltage/catalogs

Industry Mall (Online ordering system)
https://mall.industry.siemens.com/mall/en/en/Catalog/product?mlfb=5SY4616-8

Service&Support (Manuals, Certificates, Characteristics, FAQs,...)
https://support.industry.siemens.com/cs/ww/en/ps/5SY4616-8

Image database (product images, 2D dimension drawings, 3D models, device circuit diagrams, ...)
http://www.automation.siemens.com/bilddb/cax_en.aspx?mlfb=5SY4616-8

CAx-Online-Generator
http://www.siemens.com/cax

Tender specifications
http://www.siemens.com/specifications

Subject to change without notice
© Copyright Siemens

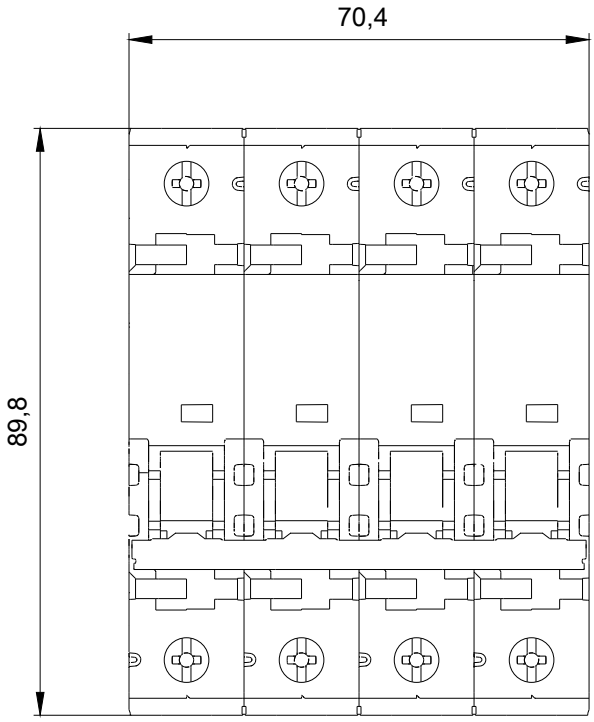

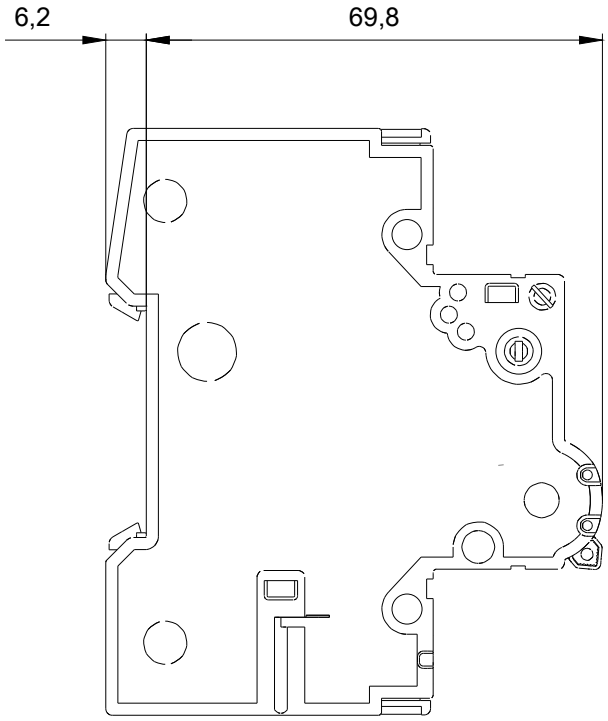

Subject to change without notice
© Copyright Siemens

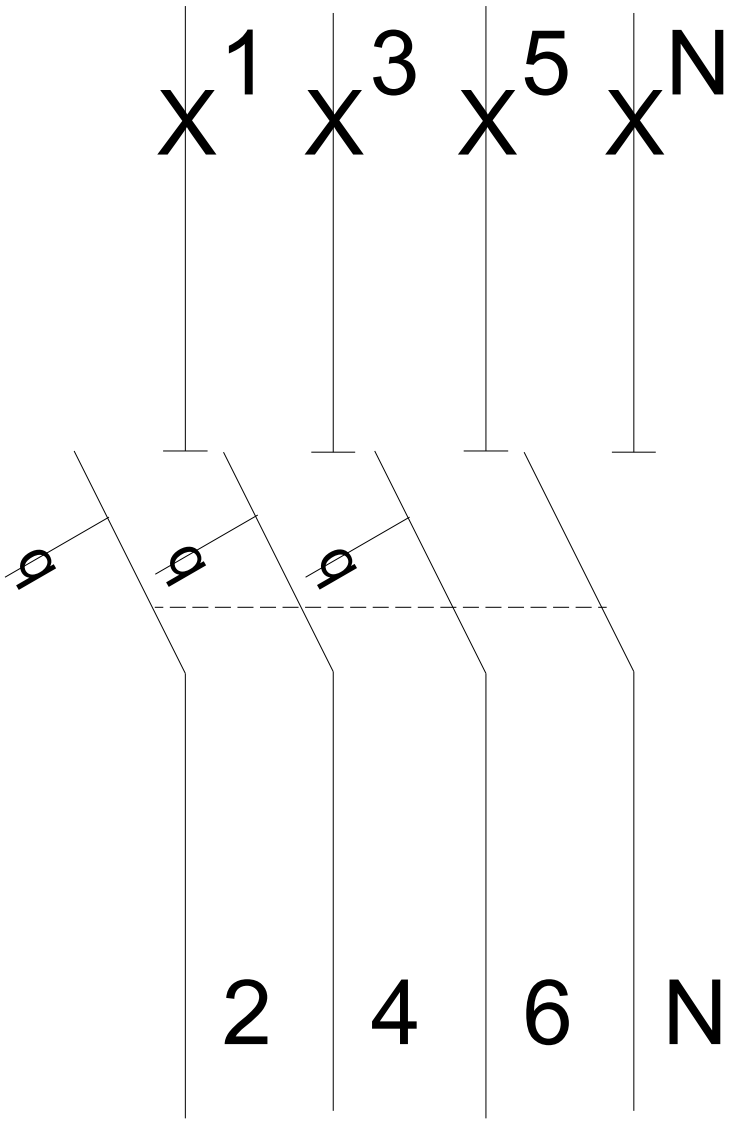

Subject to change without notice
© Copyright Siemens

Subject to change without notice
© Copyright Siemens