SIEMENS

Draw-out unit, Complete kit
Einschubeinheit, Komplettbausatz
Unité débrochable, kit de montage complet
Unidad extraíble, kit completo
Unità estraibile, kit completo
Unidade de inserção, conjunto completo
Modül ünitesi, komple set
Выдвижной блок, комплект деталей
Człon wsuwany, kompletny zestaw
卡入式结构单元，完整套件



3VA912.-0KD00
3VA921.-0KD00
3VA932.-0KD00

Operating Instructions *Betriebsanleitung* *Notice d'utilisation* *Instructivo* *Istruzioni operative*
Instruções de Serviço *İşletme kılavuzu* *Руководство по эксплуатации* *Instrukcja obsługi* *使用说明*



EN **DANGER**

Hazardous voltage. Will cause death or serious injury. Turn off and lock out all power supplying this device before working on this device. Replace all covers before power supplying this device is turned on.

NOTICE

Installation and maintenance must be carried out by qualified personnel.

DE **GEFAHR**

Gefährliche Spannung. Lebensgefahr oder schwere Verletzungsgefahr. Bevor Arbeiten am Gerät durchgeführt werden, müssen alle Stromquellen ausgeschaltet und mit einer Einschaltsicherung versehen werden. Vor dem Wiedereinschalten der Stromquellen müssen alle Abdeckungen wieder angebracht werden.

HINWEIS

Installations- und Wartungsarbeiten sind von qualifiziertem Personal durchzuführen.

FR **DANGER**

Tension électrique dangereuse. Danger de mort ou risque de blessures graves. Avant d'intervenir sur l'appareil, couper toutes les sources de tension et les consigner contre la refermeture. Remettre en place tous les couvercles avant de remettre l'appareil sous tension.

NOTIFICATION

L'installation et la maintenance doivent être effectuées uniquement par des personnes qualifiées.

ES **PELIGRO**

Tensión peligrosa. Puede causar la muerte o lesiones graves. Antes de trabajar en este dispositivo, desconecte y bloquee todas las fuentes que lo alimentan eléctricamente. Recoloque todas las cubiertas antes de volver a conectar la alimentación eléctrica para este dispositivo.

NOTA

La instalación y el mantenimiento deben corre a cargo de personal cualificado.

IT **PERICOLO**

Tensione pericolosa. Può causare la morte o lesioni gravi. Prima di lavorare su questa apparecchiatura, disinserire tutte le fonti di alimentazione elettrica dell'apparecchiatura ed assicurarle contro la reinserzione. Riapplicare tutte le coperture prima di reinserire l'alimentazione di questa apparecchiatura.

NOTA

L'installazione e la manutenzione devono essere eseguite da personale qualificato.

PT **PERIGO**

Tensão perigosa. Perigo de morte ou ferimentos graves. Desligue e bloqueie todas as fontes de alimentação antes de executar quaisquer trabalhos no aparelho. Volte a colocar todas as coberturas antes de voltar a ligar as fontes de alimentação.

ATENÇÃO

A instalação e manutenção têm de ser efetuadas por pessoal qualificado.

TR **TEHLİKE**

Tehlikeli gerilim. Ölüm tehlikesi veya ağır yaralanma tehlikesi mevcuttur. Cihazda çalışmalar yapılmadan önce, tüm güç kaynakları kapatılmalı ve bir açma emniyetiyle donatılmalıdır. Güç kaynakları tekrar açılmadan önce tüm kapaklar yerlerine takılmalıdır.

NOT

Montaj ve bakım işlemleri kalifiye personel tarafından yapılmalıdır.

РУ **ОПАСНО**

Опасное напряжение. Опасность для жизни или телесных повреждений. До начала работы выключите и заблокируйте все источники питания этого устройства. Перед включением питания снова установите все крышки.

ПРИМЕЧАНИЕ

Установка и техническое обслуживание должны производиться квалифицированным персоналом.

PL **ZAGROŻENIE**

Niebezpieczne napięcie. Niebezpieczeństwo poważnych obrażeń lub utraty życia. Wyłączyć i zablokować wszystkie źródła zasilania urządzenia przed rozpoczęciem pracy na urządzeniu. Założyć wszystkie osłony przed podłączeniem urządzenia do źródła zasilania.

UWAGA

Instalacja i konserwacja muszą być wykonywane przez wykwalifikowany personel.

Technical Support: Internet: https://www.siemens.com/support-request

中 危险

危险电压。可能导致生命危险或重伤危险。
操作此设备前必须确保切断其电源并采取防接通保护措施。在设备接通电源前，更换所有盖板。

注意

安装和维护必须由具备专业资质的人员进行。

HR OPASNOST

Opasni napon. Opasnost po život ili opasnost od teških ozljeda. Prije rada na uređaju moraju biti isključeni svi izvori struje i osigurati uređaj zaštitom od uključivanja. Prije ponovnog uključivanja izvora struje moraju se opet postaviti svi poklopci.

NAPOMENA

Montažu i održavanje mora obavljati kvalificirano osoblje.

FI VAARA

Vaarallinen jännite. Vakava loukkaantumisvaara tai hengenvaara. Laitteen kaikki virransyöttö tulee katkaista ja sen kytkeytyminen päälle tulee estää lukolla ennen kuin laitteeseen kohdistetaan mitään toimenpiteitä. Kaikki kotelot tulee kiinnittää takaisin ennen kuin laitteen virransyöttö kytketään uudelleen päälle.

HUOMAUTUS

Asennus- ja huoltotyöt on annettava pätevän ammattilaisen suoritettaviksi.

БГ ОПАСНОСТ

Опасно напрежение. Опасност за живота или опасност от тежки телесни повреди. Преди да извършвате дейности по устройството, изключете и обезопасете всички захранващи източници. Поставете всички капаци на мястото им, преди отново да включите захранването на устройството.

ПРЕДУПРЕЖДЕНИЕ

Инсталирането и поддръжката трябва да се извършват от квалифициран персонал.

EE OHT

Ohtlik pinge. Oht elule või raskete vigastuste oht. Enne seadme hooldustöid lülitage kõik toiteallikad välja ja võtke meetmed nende sisselülitamise takistamiseks. Enne toiteallikate uuesti sisselülitamist tuleb kõik katted tagasi paigaldada.

MÄRKUS

Paigaldus- ja hooldustöid tohib teha ainult kvalifitseeritud personal.

LV BĪSTAMI

Bīstams spriegums. Letālu seku vai smagu traumu risks. Pirms veicat darbu ar šo ierīci pilnībā izslēdziet un nobloķējiet tās strāvas padevi. Pirms ieslēdzat ierīces strāvas padevi uzlieciet atpakaļ visus pārsegus.

BRĪDINĀJUMS

Uzstādīšana un tehniskā apkope jāveic kvalificētiem darbiniekiem.

LT PAVOJUS

Pavojinga įtampa. Pavojus gyvybei arba sunkaus susižalojimo pavojus. Prieš dirbdami ties šiuo prietaisu, išjunkite ir užblokuokite visus šio prietaiso maitinimo šaltinius. Prieš įjungdami šio prietaiso maitinimo šaltinį, vėl uždėkite visus dangčius.

NUORODA

Įrengimą ir techninę priežiūrą turi vykdyti kvalifikuoti darbuotojai.

DA FARE

Farlig spænding. Livsfare eller risiko for slemme kvæstelser. Sluk for og lås strømmen, der forsyner denne enhed, før du arbejder med denne enhed. Erstat alle afdækninger, før strømmen, der tilføres denne enhed, tændes.

BEMÆRK

Installationen og vedligeholdelsen skal foretages af uddannet personale.

MT PERIKLU

Vultaġġ perikoluż. Riskju ta' mewt jew korriment serju. Qabel taħdem fuq dan l-apparat, itfi kull provvista tal-elettriku tiegħu u sakkar kontra xegħil mill-ġdid aċċidentali. Erġa' installa l-għotjien kollha qabel tirritorna l-provvista tal-elettriku fl-apparat.

AVVIŻ

L-installazzjoni u l-manutenzjoni għandhom jitwettqu minn persunal ikkwalifikat.

NL GEVAAR

Gevaarlijke spanning. Levensgevaar of gevaar voor ernstig letsel. Voordat u aan dit apparaat werkt, moet u alle actieve energiebronnen voor dit apparaat uitschakelen. Plaats alle afdekkingen terug voordat u energiebronnen voor dit apparaat inschakelt.

OPMERKING

Installatie en onderhoud moeten worden verricht door gekwalificeerd personeel.

EL ΚΙΝΔΥΝΟΣ

Επικίνδυνη τάση. Κίνδυνος για τη ζωή ή σοβαρού τραυματισμού. Απενεργοποιήστε και ασφαλίστε όλη την ενέργεια που τροφοδοτεί τη συσκευή, προτού εργαστείτε σε αυτή. Τοποθετήστε ξανά όλα τα καλύμματα, προτού ενεργοποιήσετε την τροφοδοσία της συσκευής με ενέργεια.

ΠΡΟΣΟΧΉ

Η εγκατάσταση και συντήρηση πρέπει να διεξάγονται από εξειδικευμένο προσωπικό.

GA CONTÚIRT

Voltas contúirteach. Baol go bhfaighfear bás nó tromghortú. Múch gach cumhacht a sholáthraíonn an gléas seo agus glasáil amach í roimh obair a dhéanamh ar an ngléas seo. Cuir na clúdaigh ar fad ar ais roimh an gcumhacht a sholáthraíonn an gléas seo a chur ar siúl arís.

FÓGRA

Ní mór don fheistiú agus don chothabháil a bheith déanta ag pearsanra cáilithe.

RO PERICOL

Tensiune periculoasă. Pericol de moarte sau de accidentări grave. Opriți și blocați alimentarea cu energie a acestui dispozitiv înainte de a lucra la acesta. Așezați la loc toate capacele înainte de a porni alimentarea cu energie a acestui dispozitiv.

ÎNȘTIINȚARE

Instalarea și întreținerea trebuie să se efectueze de către personalul calificat.

SV FARA

Farlig spänning. Livsfara eller risk för allvarliga personskador. Innan arbete utförst på utrustningen ska strömförsörjningen till utrustningen stängas av. Montera alla skyddsplåtar igen innan utrustningen slås på.

OBS

Installation och underhåll får endast utföras av kvalificerad personal.

CZ NEBEZPEČÍ

Nebezpečné napětí. Nebezpečí smrtelného nebo těžkého úrazu. Před zahájením prací na tomto zařízení odpojte a zajistěte veškeré přívody energie. Před opětovným připojením zařízení vraťte všechny kryty na svá místa.

POZNÁMKA

Instalaci a údržbu musí provádět kvalifikovaní pracovníci.

SL NEVARNOST

Nevarna napetost. Nevarnost za življenje ali nevarnost hudih poškodb. Izklopite in prekinite celotno napajanje naprave, preden na njej opravljate dela. Preden napajanje znova vklopite, namestite vse pokrove.

OPOMBA

Namestitev in vzdrževanje mora opraviti usposobljeno osebje.

SK NEBEZPEČENSTVO

Nebezpečné napätie. Nebezpečenstvo ohrozenia života alebo vzniku ťažkých zranení. Pred prácou na zariadení vypnite a zaistite všetky napájacie prípojky tohto zariadenia. Pred zapnutím napájania tohto zariadenia najprv nasaďte späť všetky kryty.

UPOZORNENIE

Inštaláciu a údržbu musí vykonávať kvalifikovaný personál.

HU VESZÉLY

Veszélyes feszültség. Életveszély vagy súlyos sérülésveszély. Mielőtt bármilyen munkavégzést kezd az eszközön, az áramellátást le kell kapcsolni, és véletlen bekapcsolás elleni védelemmel kell ellátni. Az áramellátás visszakapcsolása előtt minden burkolatot vissza kell helyezni.

MEGJEGYZÉS

A telepítést és a karbantartást kizárólag szakképzett személyzet végezheti.



EN **⚠ DANGER**

Hazardous voltage. Will cause death or serious injury. Turn off and lock out all power supplying this device before working on this device. Replace all covers before power supplying this device is turned on.

ES **⚠ PELIGRO**

Tensión peligrosa. Puede causar la muerte o lesiones graves. Antes de trabajar en este dispositivo, desconecte y bloquee todas las fuentes que lo alimentan eléctricamente. Recoloque todas las cubiertas antes de volver a conectar la alimentación eléctrica para este dispositivo.

FR **⚠ DANGER**

Tension électrique dangereuse. Danger de mort ou risque de blessures graves. Avant d'intervenir sur l'appareil, couper toutes les sources de tension et les consigner contre la refermeture. Remettre en place tous les couvercles avant de remettre l'appareil sous tension.

Required tools / Notwendige Werkzeuge / Outils nécessaires / Herramientas requeridas / 必要工具


PZ1
PZ2


0.6 x 3.5 mm


6 mm
8 mm


Ø 5.5 mm [7/32"]


cal. ISO 6789

Contents / Lieferumfang / Etendue de la livraison / Contenido / 供货范围

		3P	4P
3VA1	3VA12	3VA9213-0KD00	3VA9214-0KD00
	3VA13 / 14	3VA9323-0KD00	3VA9324-0KD00
3VA2	3VA20 / 21 / 22	3VA9123-0KD00	3VA9124-0KD00
	3VA23 / 24	3VA9323-0KD00	3VA9324-0KD00

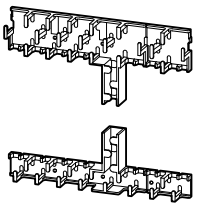

3P: 4 x
4P: 6 x


2.5 x 10 mm

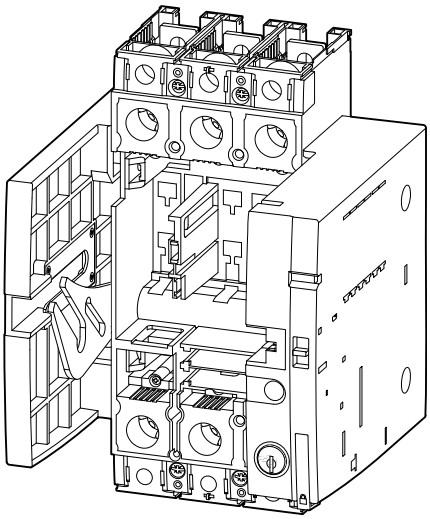

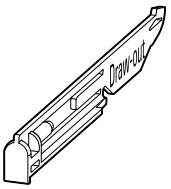

2x

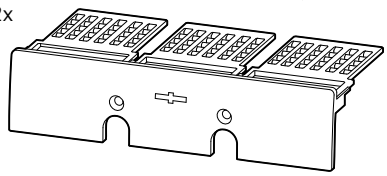

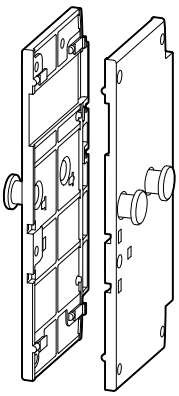

3VA1	3VA10 / 11	3P: 6 x 4P: 4 x	M4 x 70 mm	3P: 4 x 4P: 4 x
	3VA12			
	3VA13 / 14	3P: 4 x 4P: 4 x	M5 x 95 mm	
3VA2	3VA20 / 21 / 22	3P: 6 x 4P: 4 x	M4 x 80 mm	
	3VA23 / 24	3P: 4 x 4P: 4 x	M5 x 95 mm	

Contents / Lieferumfang / Etendue de la livraison / Contenido / 供货范围

			↻ Nm [↻ lb-in]		mm	↻ Nm [↻ lb-in]		↻ Nm [↻ lb-in]
		3P: 4x 4P: 4x		3P: 6x 4P: 8x			3P: 4x 4P: 4x	
3VA1	3VA12	M3 x 8 mm	0.75 +/- 0.25 [6.6 +/- 2.2]	M8 x 20 mm	6	21 +/- 1 [185.9 +/- 8.9]	3.0 x 16 mm	0.65 +/- 0.05 [5.8 +/- 0.4]
	3VA13 / 14	M4 x 8 mm	1.2 +/- 0.2 [10.6 +/- 1.8]	M10 x 25 mm	8		4.0 x 16 mm	0.7 +/- 0.1 [5.8 +/- 0.9]
3VA2	3VA20 / 21 / 22	M3 x 8 mm	0.75 +/- 0.25 [6.6 +/- 2.2]	M8 x 20 mm	6		3.0 x 16 mm	0.65 +/- 0.05 [5.8 +/- 0.4]
	3VA23 / 24	M4 x 8 mm	1.2 +/- 0.2 [10.6 +/- 1.8]	M10 x 25 mm	8		4.0 x 16 mm	0.7 +/- 0.1 [5.8 +/- 0.9]

Assembly / Montage / Montage / Montaje / 安装

EN	NOTICE	DE	HINWEIS
Autotrip plunger cannot be removed after installation.		Der Auslösestößel kann nach dem Einbau nicht mehr ausgebaut werden.	
FR	**NOTIFICATION**	**ES**	**NOTA**
Après le montage, le poussoir de déverrouillage ne peut plus être enlevé.		Tras el montaje no es posible desmontar el empujador de disparo.	
IT	**NOTA**	**PT**	**ATENÇÃO**
Il perno di sgancio non può più essere smontato dopo l'installazione.		A haste de ativação não poderá mais ser desmontada após a montagem.	
TR	**NOT**	**РУ**	**ПРИМЕЧАНИЕ**
Tetikleme iticisi montajdan sonra sökülemez.		После установки снять толкатель срабатывания уже невозможно.	
PL	**UWAGA**	**中**	**注意**
Po zabudowie popychacza wyzwalającego demontaż tego elementu nie jest możliwy.		释放杆安装后将无法拆卸	



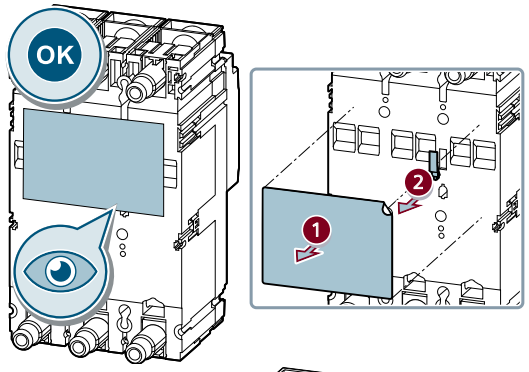

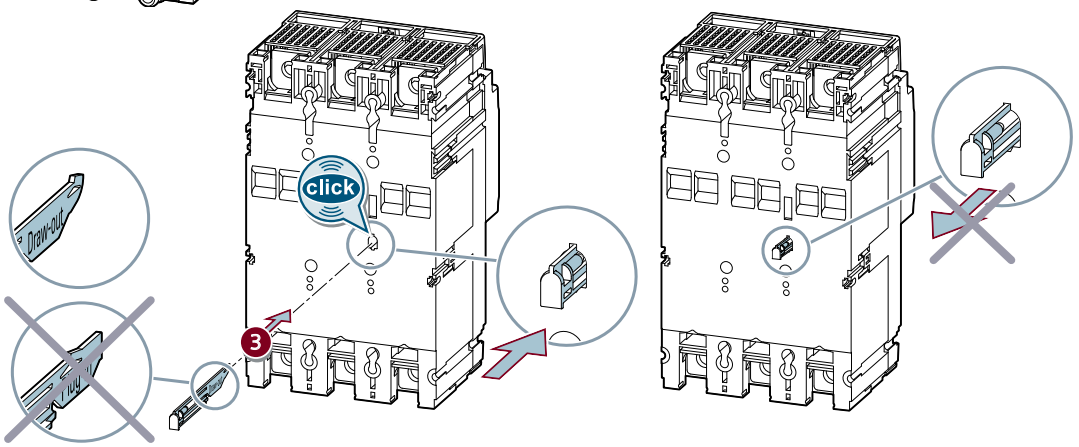



EN **DANGER**

Hazardous voltage. Will cause death or serious injury. Turn off and lock out all power supplying this device before working on this device. Replace all covers before power supplying this device is turned on.

ES **PELIGRO**

Tensión peligrosa. Puede causar la muerte o lesiones graves. Antes de trabajar en este dispositivo, desconecte y bloquee todas las fuentes que lo alimentan eléctricamente. Recoloque todas las cubiertas antes de volver a conectar la alimentación eléctrica para este dispositivo.

FR **DANGER**

Tension électrique dangereuse. Danger de mort ou risque de blessures graves. Avant d'intervenir sur l'appareil, couper toutes les sources de tension et les consigner contre la refermeture. Remettre en place tous les couvercles avant de remettre l'appareil sous tension.

Assembly / Montage / Montage / Montaje / 安装

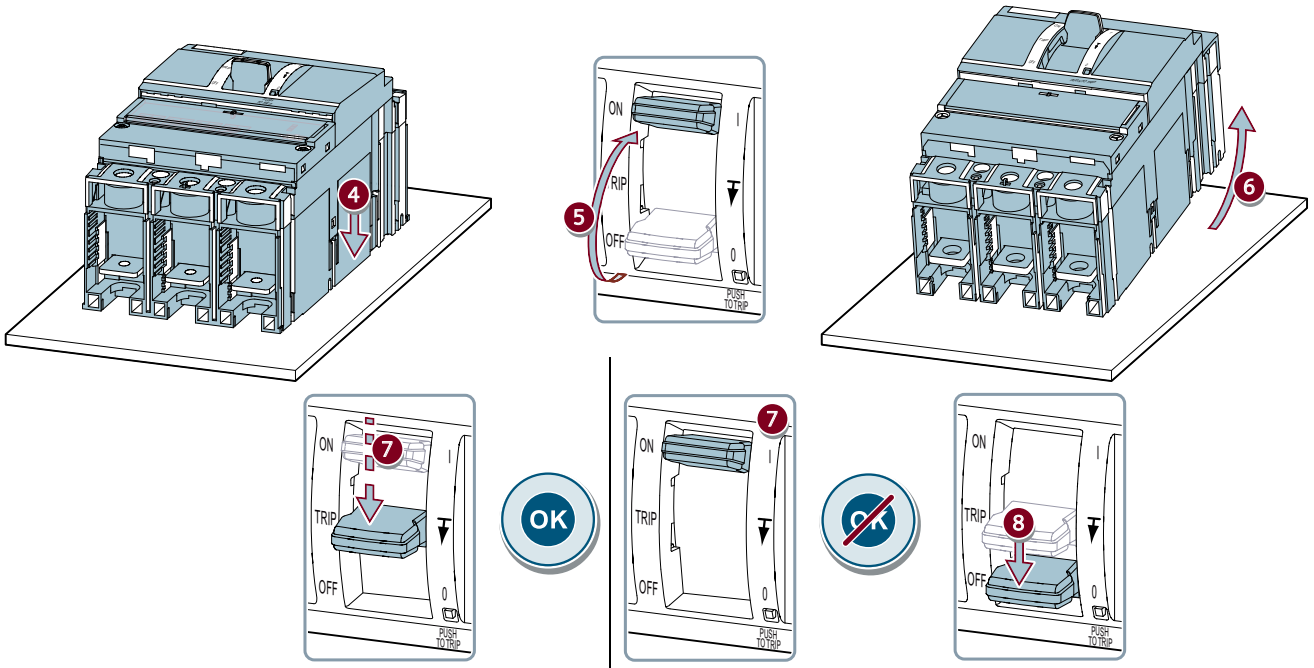



4P

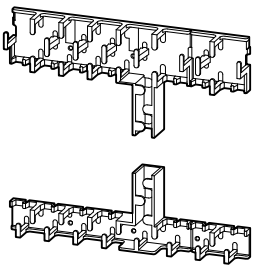

3P

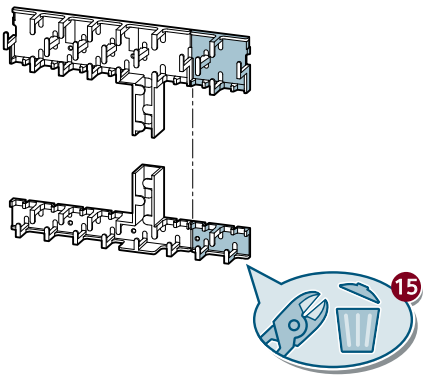

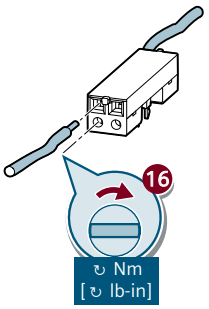

		mm² [AWG]	↻ Nm [↻ lb-in]	mm [in]
		1 x (0.5 - 1.5) [1 x (20 - 16)]	0.45 +/- 0.05 [4 +/- 0.4]	10 [0.4]
		1 x (0.5 ... 1.0) [1 x (20 - 18)]		
		1 x (1.5 ... 2.5) [1 x (16 - 14)]		

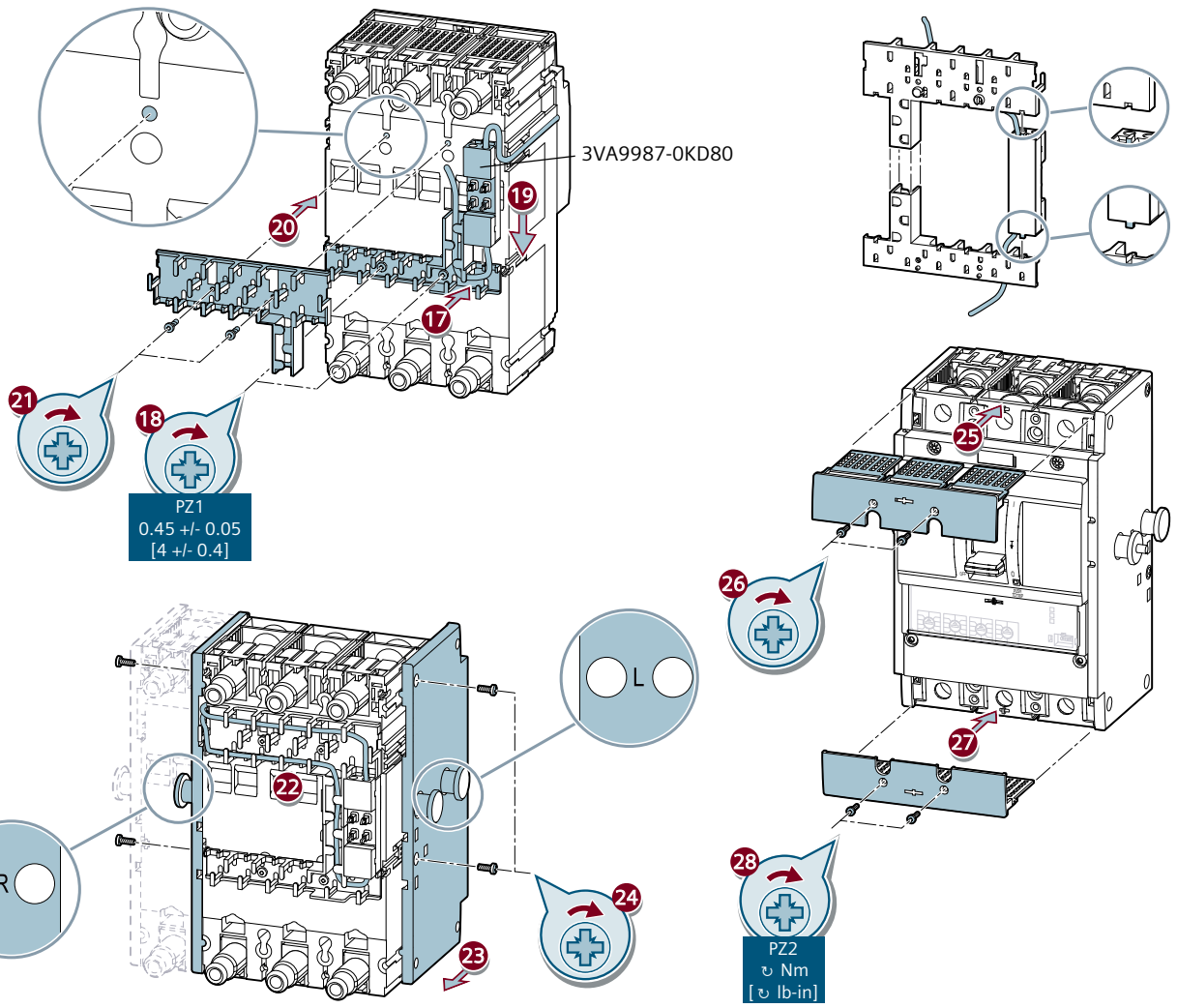



EN **DANGER**

Hazardous voltage. Will cause death or serious injury. Turn off and lock out all power supplying this device before working on this device. Replace all covers before power supplying this device is turned on.

ES **PELIGRO**

Tensión peligrosa. Puede causar la muerte o lesiones graves. Antes de trabajar en este dispositivo, desconecte y bloquee todas las fuentes que lo alimentan eléctricamente. Recoloque todas las cubiertas antes de volver a conectar la alimentación eléctrica para este dispositivo.

FR **DANGER**

Tension électrique dangereuse. Danger de mort ou risque de blessures graves. Avant d'intervenir sur l'appareil, couper toutes les sources de tension et les consigner contre la refermeture. Remettre en place tous les couvercles avant de remettre l'appareil sous tension.

Information / Information / Informations / Información / 信息

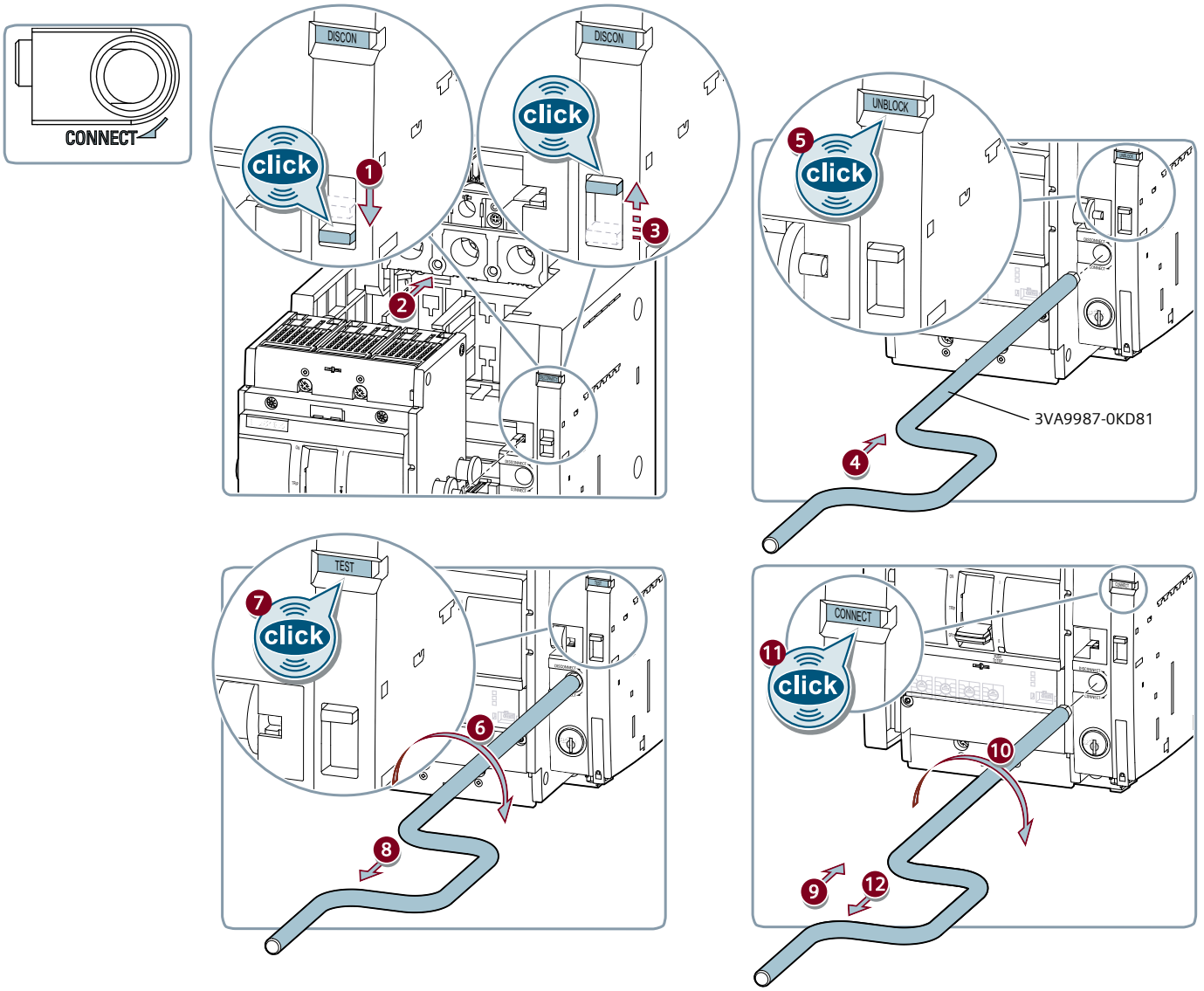

Information / Information / Informations / Información / 信息

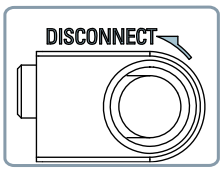

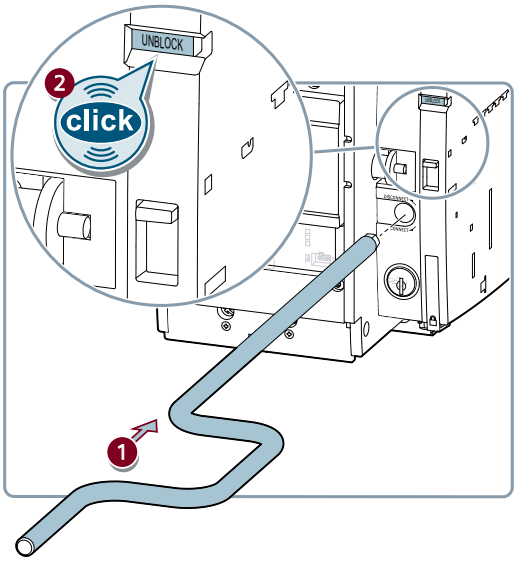

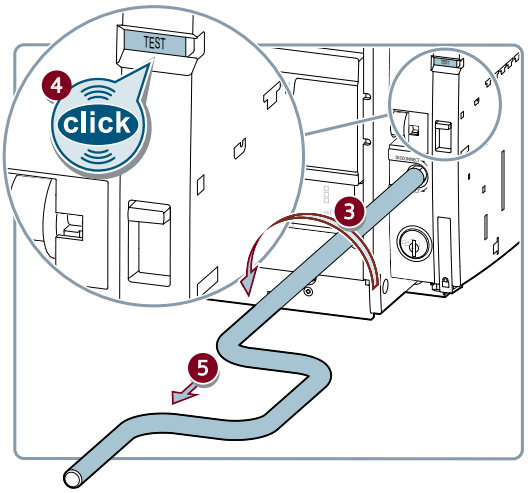

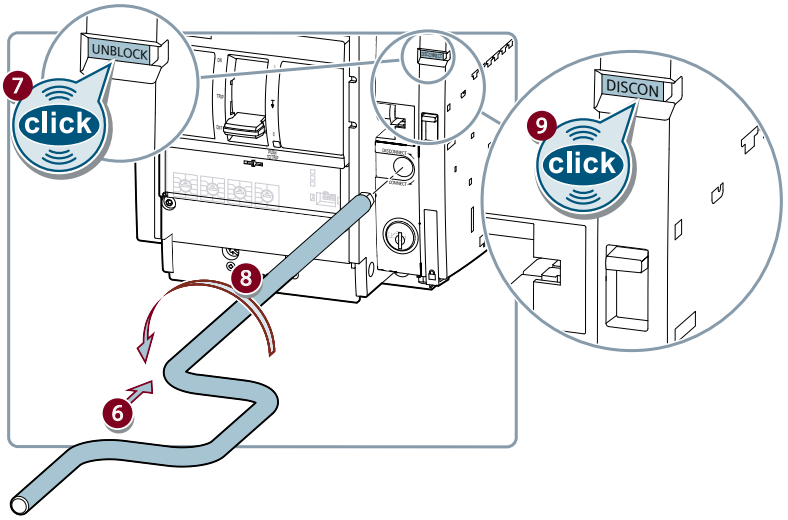

Assembly / Montage / Montage / Montaje / 安装

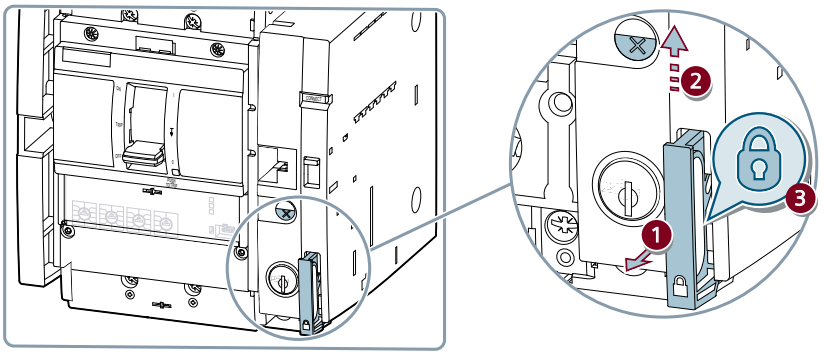

DISCON TEST CONNECT	1 - 3	6 - 8 mm [1/4"- 5/16"]



EN **DANGER**

Hazardous voltage. Will cause death or serious injury. Turn off and lock out all power supplying this device before working on this device. Replace all covers before power supplying this device is turned on.

ES **PELIGRO**

Tensión peligrosa. Puede causar la muerte o lesiones graves. Antes de trabajar en este dispositivo, desconecte y bloquee todas las fuentes que lo alimentan eléctricamente. Recoloque todas las cubiertas antes de volver a conectar la alimentación eléctrica para este dispositivo.

FR **DANGER**

Tension électrique dangereuse. Danger de mort ou risque de blessures graves. Avant d'intervenir sur l'appareil, couper toutes les sources de tension et les consigner contre la refermeture. Remettre en place tous les couvercles avant de remettre l'appareil sous tension.

Information / Information / Informations / Información / 信息

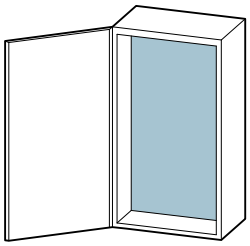



	3VA1		3VA2	
	3VA12	3VA13 / 14	3VA20 / 21 / 22	3VA23 / 24
A	185.5 mm [7.3 in]	259 mm [10.2 in]	209 mm [8.2 in]	259 mm [10.2 in]
B	25.8 mm [1 in]	34 mm [1.3 in]	26 mm [1 in]	34 mm [1.3 in]
C	35 mm [1.4 in]	46 mm [1.8 in]	35 mm [1.4 in]	46 mm [1.8 in]
D	Ø 4.5 mm [Ø 3/16“]	Ø 5.5 mm [Ø 7/32“]	Ø 4.5 mm [Ø 3/16“]	Ø 5.5 mm [Ø 7/32“]

3P

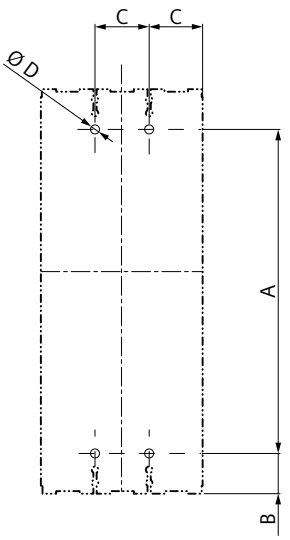

4P

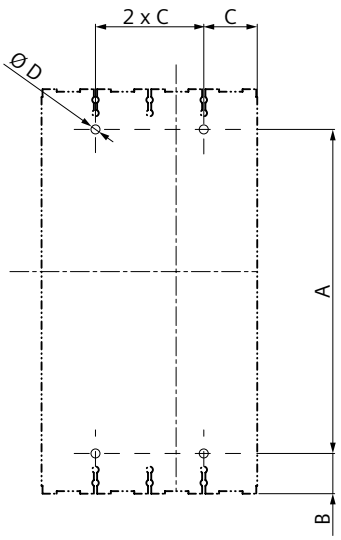

Assembly / Montage / Montage / Montaje / 安装

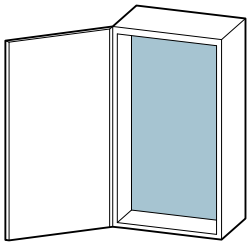





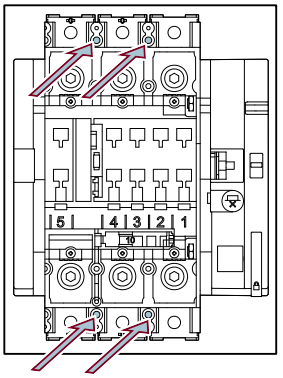

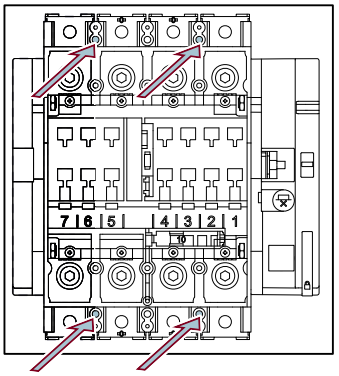

Information / Information / Informations / Información / 信息

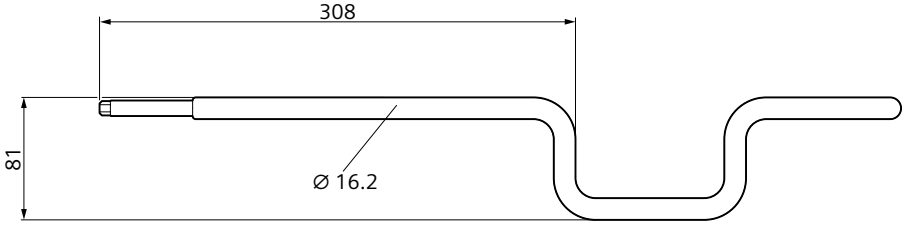

3VA12 Connection / Anschluss / Raccordement/ Conexión / Connessione / Conexão / Bağlantı / соединение / Połączenie / 连接			≤ 415 V AC	> 415 - 690 V AC	≤ 600 V DC
		3VA910.-0JB11 3VA926.-0JB12 3VA910.-0JG11 3VA926.-0JG12	—	D E F	D (≤ 600 V)
		3VA916.-0JA12 3VA926.-0JA12			
	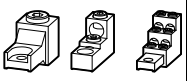	3VA92..-0JJ13 3VA92..-0JC13 3VA92..-0JJ22 3VA92..-0JC22	D		D
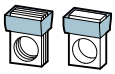		3VA920.-0QA00	—	D E F	D
 1)		3VA920.-0QA00	A B D E F		D (≤ 600 V)
		3VA920.-0QA00	—	D E F	D
		3VA920.-0QA00	A B	D E F	D

match barrier requirements / Isolationsanforderungen einhalten / Exigences de barrières respectées / Cumplir requisitos de aislamiento entre fases / coordinare i requisiti per barriera di separazione / corresponde aos requisitos da barreira / bariyer gereksinimlerini eşleştir / соответствуют требованиям к изоляции / dopasuj wymagania dot. barier / 匹配屏障要求

		w/o additional acc.	
—	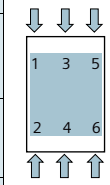		
A			3VA9262-0WA00
B			3VA9262-0WA00
C			3VA9253-0KB03
D			3VA9253-0KB04
E			3VA9262-0WA00 3VA9221-0WJ.0
F		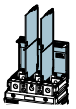	3VA9262-0WA00 3VA9221-0WJ.0

1) 

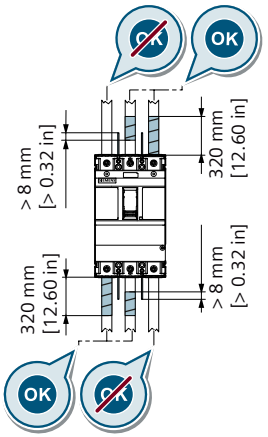

—: no barrier requirements / keine Isolationsanforderungen / Pas d'exigences de barrières / No hay requisitos de aislamiento entre fases / nessun requisito per barriera di separazione / não há requisistos de barreira / bariyer gereksinimleri yok / требования к изоляции отсутствуют / brak wymagań dot. barier / 无屏障要求 .

test set-up according to IEC 60947-2 / Prüfanordnung nach IEC 60947-2 / Configuration d'essai selon CEI 60947-2 / Configuración de prueba según IEC 60947-2 / Configurazione di prova secondo IEC 60947-2 / configuração do teste de acordo com IEC 60947-2 / IEC 60947-2'ye göre test yapısı / тнастройка испытания в соответствии с IEC 60947-2 / konfiguracja testowa zgodna z IEC 60947-2 / 按照 IEC 60947-2 标准测试设置

www.siemens.com/lowvoltage/manuals

https://support.industry.siemens.com/cs/ww/de/view/109745982

3VA13 / 14 Connection / Anschluss / Raccordement/ Conexión / Connessione / Conexão / Bağlantı / соединение / Połączenie / 连接			≤ 500V AC	> 500 V ≤ 690 V AC	≤ 600 V DC
		3VA9...-0JB13 3VA9...-0JG13 3VA9...-0JD13 3VA9...-0JK13	—	D E F	D
		3VA9...-0JA13			
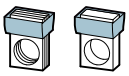		3VA9.0.-0QA00	—	D E F	D
1) 		3VA947.-0QA00	A B		D (≤ 500 V)
		3VA9.0.-0QA00	—	D E F	D
		3VA9.0.-0QA00	A B	D E F	D

match barrier requirements / Isolationsanforderungen einhalten / Exigences de barrières respectées / Cumplir requisitos de aislamiento entre fases / coordinare i requisiti per barriera di separazione / corresponde aos requisitos da barreira / bariyer gereksinimlerini eşleştir / соответствуют требованиям к барьеру / dopasuj wymagania dot. barier / 匹配屏障要求

A	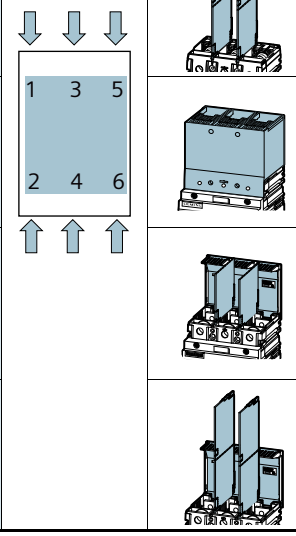		3VA9482-0WA00
B			3VA9482-0WA00
D			3VA9353-0KB04
E			3VA9482-0WA00 3VA9481-0WJ.0
F			3VA9482-0WA00 3VA9481-0WJ.0

—: no barrier requirements / keine Isolationsanforderungen / Pas d'exigences de barrières / No hay requisitos de aislamiento entre fases / nessun requisito per barriera di separazione / não há requisistos de barreira / bariyer gereksinimleri yok / требования к барьеру отсутствуют / brak wymagań dot. barier / 无屏障要求

test set-up according to IEC 60947-2 / Prüfanordnung nach IEC 60947-2 / Configuration d'essai selon CEI 60947-2 / Configuración de prueba según IEC 60947-2 / Configurazione di prova secondo IEC 60947-2 / configuração do teste de acordo com IEC 60947-2 / IEC 60947-2'ye göre test yapısı / настройка испытания в соответствии с IEC 60947-2 / konfiguracja testowa zgodna z IEC 60947-2 / 按照 IEC 60947-2 标准测试设置 / IEC 60947-2 에 따른 테스트 설정

1)



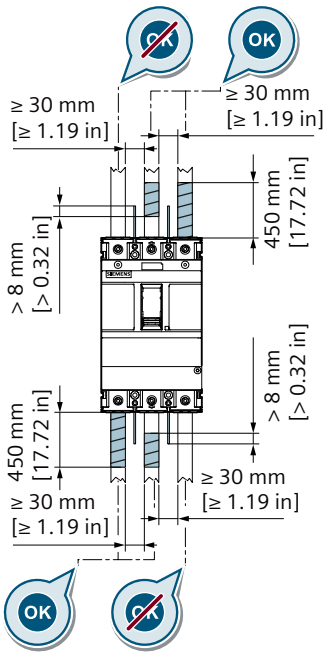

3VA20 / 21 / 22 Connection / Anschluss / Raccordement/ Conexión / Connessione / Conexão / Bağlantı / соединение / Połączenie / 连接			M-/H-/C-/L-Class [2] ≤ 500 V AC	≤ 690 V AC
		3VA910.-0JB11 3VA926.-0JB12 3VA910.-0JG11 3VA926.-0JG12	—	D E F
		3VA916.-0JA12 3VA926.-0JA12		
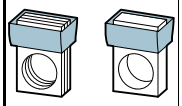		3VA920.-0QA00	—	D E F
[1] 		3VA920.-0QA00	A B	
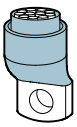	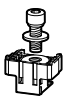	3VA920.-0QA00	—	D E F
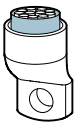		3VA920.-0QA00	A B	D E F

—: no barrier requirements / keine Isolationsanforderungen / Pas d'exigences de barrières / No hay requisitos de aislamiento entre fases / nessun requisito per barriera di separazione / não há requisistos de barreira / bariyer gereksinimleri yok / требования к барьеру отсутствуют / brak wymagań dot. barier / 无屏障要求

test set-up according to IEC 60947-2 / Prüfanordnung nach IEC 60947-2 / Configuration d'essai selon CEI 60947-2 / Configuración de prueba según IEC 60947-2 / Configurazione di prova secondo IEC 60947-2 / configuração do teste de acordo com IEC 60947-2 / IEC 60947-2'ye göre test yapısı / тнастройка испытания в соответствии с IEC 60947-2 / konfiguracja testowa zgodna z IEC 60947-2 / 按照 IEC 60947-2 标准测试设置

www.siemens.com/lowvoltage/manuals

match barrier requirements / Isolationsanforderungen einhalten / Exigences de barrières respectées / Cumplir requisitos de aislamiento entre fases / coordinare i requisiti per barriera di separazione / corresponde aos requisitos da barreira / bariyer gereksinimlerini eşleştir / соответствуют требованиям к барьеру / dopasuj wymagania dot. barier / 匹配屏障要求

A	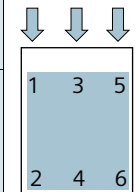		3VA9262-0WA00
B		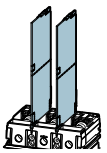	3VA9262-0WA00
D		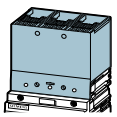	3VA9163-0KB04
E		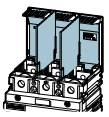	3VA9262-0WA00 3VA9221-0WJ.0
F		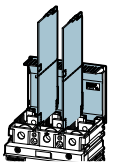	3VA9262-0WA00 3VA9221-0WJ.0

[1] 

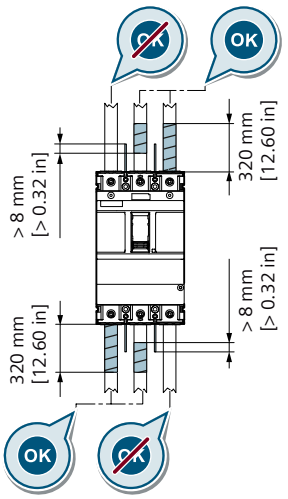

[2]	E-Class
3VA21..-0...	
3VA22..-0...	

https://support.industry.siemens.com/cs/ww/de/view/109775592

3VA23 / 24 Connection / Anschluss / Raccordement/ Conexión / Connessione / Conexão / Bağlantı / соединение / Połączenie / 连接			M-/H-/C-Class [2] ≤ 500 V AC	≤ 690 V AC
		3VA938.-0JB13 3VA938.-0JG13	—	D E F
		3VA948.-0JA13		
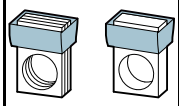		3VA940.-0QA00	—	D E F
[1] 		3VA940.-0QA00	A B	
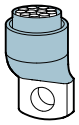		3VA940.-0QA00	—	D E F
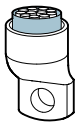		3VA940.-0QA00	A B	D E F

—: no barrier requirements / keine Isolationsanforderungen / Pas d'exigences de barrières / No hay requisitos de aislamiento entre fases / nessun requisito per barriera di separazione / não há requisistos de barreira / bariyer gereksinimleri yok / требования к барьеру отсутствуют / brak wymagań dot. barier / 无屏障要求

test set-up according to IEC 60947-2 / Prüfanordnung nach IEC 60947-2 / Configuration d'essai selon CEI 60947-2 / Configuración de prueba según IEC 60947-2 / Configurazione di prova secondo IEC 60947-2 / configuração do teste de acordo com IEC 60947-2 / IEC 60947-2'ye göre test yapısı / тнастройка испытания в соответствии с IEC 60947-2 / konfiguracja testowa zgodna z IEC 60947-2 / 按照 IEC 60947-2 标准测试设置

www.siemens.com/lowvoltage/manuals

match barrier requirements / Isolationsanforderungen einhalten / Exigences de barrières respectées / Cumplir requisitos de aislamiento entre fases / coordinare i requisiti per barriera di separazione / corresponde aos requisitos da barreira / bariyer gereksinimlerini eşleştir / соответствуют требованиям к барьеру / dopasuj wymagania dot. barier / 匹配屏障要求

A		3VA9482-0WA00
B	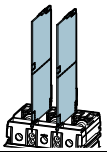	3VA9482-0WA00
D	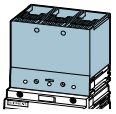	3VA9353-0KB04
E	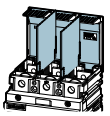	3VA9482-0WA00 3VA9481-0WJ.0
F	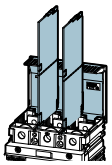	3VA9482-0WA00 3VA9481-0WJ.0

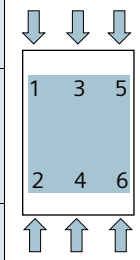

[1] 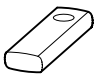

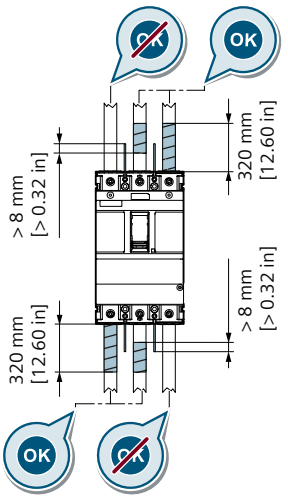

[2]	L-/E-Class
3VA23..-8... 3VA23..-0...	https://support.industry.siemens.com/cs/ww/de/view/109775592
3VA24..-8... 3VA24..-0...	

Information / Information / Informations / Información / 信息

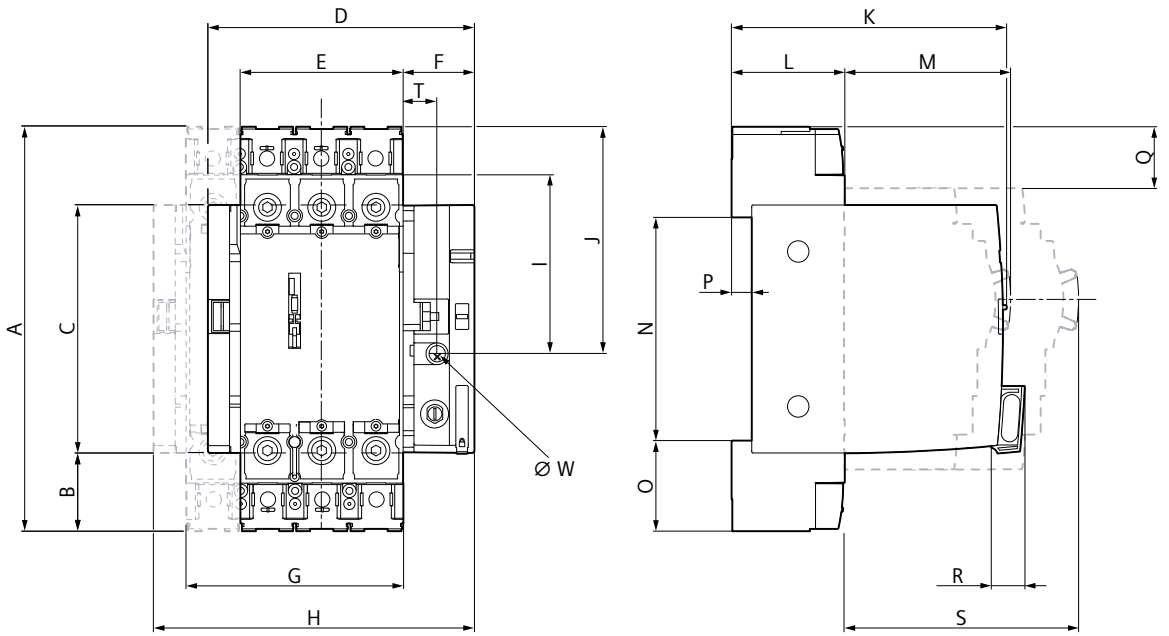

	3VA1		3VA2			3VA1		3VA2	
	3VA12	3VA13 / 14	3VA20 / 21 / 22	3VA23 / 24		3VA12	3VA13 / 24	3VA20 / 21 /22	3VA23 / 24
A	237 mm [10.7 in]	327 mm [12.9 in]	261 mm [10.3 in]	327 mm [12.9 in]	**M**	90.4 mm [3.6 in]	107 mm [4.2 in]		
B	38.5 mm [1.5 in]	83.5 mm [3.3 in]	50.5 mm [2 in]	83.5 mm [3.3 in]	**N**	149.5 mm [5.9 in]	192 mm [7.6 in]	144 mm [5.7 in]	192 mm [7.6 in]
C	160 mm [6.3 in]				**O**	43.8 mm [1.7 in]	67.5 mm [2.7 in]	58.5 mm [2.1 in]	67.5 mm [2.7 in]
D	172 mm [6.8 in]	205 mm [8.1 in]	172 mm [6.8 in]	205 mm [8.1 in]	**P**	5 mm [0.2 in]	34 mm [1.3 in]	13 mm [0.5 in]	34 mm [1.3 in]
E	105 mm [4.1 in]	138 mm [5.4 in]	105 mm [4.1 in]	138 mm [5.4 in]	**Q**	39.5 mm [1.6 in]	40 mm [1.6 in]		
F	46 mm [1.8 in]				**R**	12.5 mm[0.5 in]			
G	140 mm [5.5 in]	184 mm [7.2 in]	140 mm [5.5 in]	184 mm [7.2 in]	**S**	132.4 mm [5.2 in]	149 mm [5.9 in]		
H	207 mm [8.1 in]	251 mm [9.9 in]	207 mm [8.1 in]	251 mm [9.9 in]	**T**	22 mm [0.87 in]			
I	104 mm [4.1 in]	140.5 mm [5.5 in]	115.6 mm [4.6 in]	140.5 mm [5.5 in]	**W**	17 mm [0.67 in]			
J	134.5 mm [5.3 in]	179.5 mm [7.1 in]	146.5 mm [5.8 in]	179.5 mm [7.1 in]					
K	169.5 mm [6.7 in]	169.5 mm [6.7 in]	178 mm [0.9 in]	199 mm [7.8 in]					
L	65 mm [2.6 in]	65 mm [2.6 in]	73 mm [2.9 in]	94 mm [3.7 in]					

EN *NOTICE*

These instructions do not purport to cover all details or variations in equipment, or to provide for every possible contingency in connection with installation, operation, or maintenance. Should additional information be desired, please contact the local Siemens sales office. The contents of this instruction manual shall not become part of or modify any prior or existing agreement, commitment, or relationship. The sales contract contains the entire obligation of Siemens. The warranty contained in the contract between the parties is the sole warranty of Siemens. Any statements contained herein do not create new warranties or modify the existing warranty.
Trademarks - Unless otherwise noted, all names identified by ® are registered trademarks of Siemens AG or Siemens Industry, Inc. The remaining trademarks in this publication may be trademarks whose use by third parties for their own purposes could violate the rights of the owner.

© Siemens AG 2020
A5E03464419001-09
Subject to change without prior notice. Store for use at a later date.
Technische Änderungen vorbehalten. Zum späteren Gebrauch aufbewahren.