Circuit Breaker – Pullbox Combinations

EUSERC – compliant breaker – pullbox combination modules (type WEB) offer EUSERC compatibility, a wider range of lug options, and extra space for pulling in conductors.

Features include:

- QuickSystem™ features
- Factory installed NEMA II studs
- 750 kcmil AL wire options
- 65K AIC standard, 100K AIC available for all models
- Removable blank bottom endwall
- Externally accessible breaker handle with padlock capability
- Field installable shunt trips
- Large removable ground wire trough with generous space for grounding conductors



Circuit Breaker-Pullbox Combinations Quick Reference

- 200-1200A module rating
- 1200A thru-bus
- UL standard # UL67
- UL file # E27100
- AIC rating (65k and 100k)
- Voltage
  - Single phase 120/240V AC max
  - Three phase 240V AC max
- All swing latches and rivets are stainless steel
- NEMA 3R rated
- G90 galvanized steel
- ANSI 61 paint
- EUSERC drawing number 347
- Custom options available. Details on page 2-168.

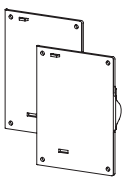

WMEP Plates Included

Power Mod

Type WEB Circuit Breaker – Pullbox Combinations

Suitable for use as service equipment. Certain conditions may apply. See wiring diagram for details.

Lugs are NOT included and must be ordered separately.

Refer to pages 2-192–2-193 for lug size options.



Combination circuit breaker and pullbox modules:
1-phase, 3-wire SN, 120/240V AC max, meets EUSERC requirements

Catalog number (65k AIC)	Catalog number (100k AIC)②	Ampere rating	Service feed	Breaker type④	Dimensions (inches)①			Line side③ connections (lugs not included)	Knockout Diagram
					Height	Width	Depth		
WEB1200B②	**WEB1200BU**	200	UG	JXD6	54.88	28.28	13.06	1 set of 2 studs 	EB-1
WEB1250B②	**WEB1250BU**	250	UG	JXD6	54.88	28.28	13.06		
WEB1300B②	**WEB1300BU**	300	UG	JXD6	54.88	28.28	13.06		
WEB1350B②	**WEB1350BU**	350	UG	JXD6	54.88	28.28	13.06		
WEB1400B	**WEB1400BU**	400	UG	JXD6	54.88	28.28	13.06		
WEB1500B②	**WEB1500BU**	500	UG	LXD6	54.88	28.88	13.06	2 sets of 2 studs 	EB-2
WEB1600B	**WEB1600BU**	600	UG	LXD6	54.88	28.28	13.06		
WEB1700B②	**WEB1700BU**	700	UG	MXD6	59.34	34.22	12.47	3 sets of 2 studs 	EB-3
WEB1800B	**WEB1800BU**	800	UG	MXD6	59.34	34.22	12.47		
WEB1900B②	**WEB1900BU**	900	UG	NXD6	59.34	34.22	12.47		
WEB11000B	**WEB11000BU**	1000	UG	NXD6	59.34	34.22	12.47		
WEB11200B	**WEB11200BU**	1200	UG	NXD6	59.34	34.22	12.47		

① Dimensions shown are representative of outside box dimensions and do not include allowances for mounting bumps, endwalls, covers, hubs, or hardware protrusions. Dimensions are subject to change.

② Additional lead time required. Contact sales office for details. Non-standard modules

③ Lugs not included. Refer to page 2-192–2-193 for lug size options. 750 conductor size available. NEMA II stud pattern compression lugs must be installed by user or utility.

④ All breakers have a non-interchangeable trip unit.

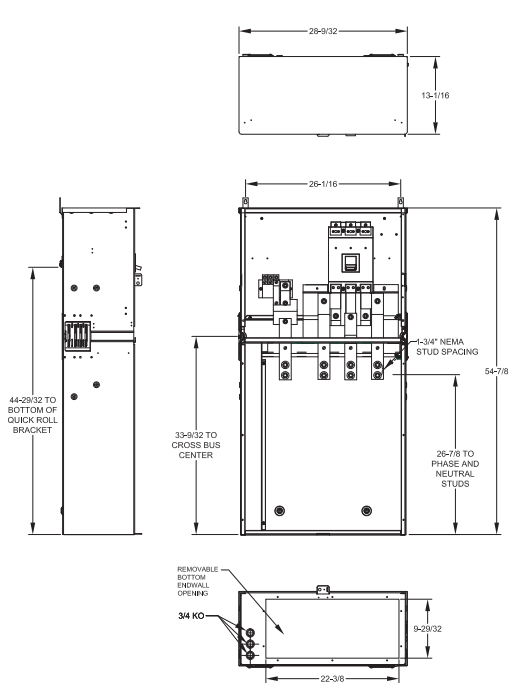

EB-1			
WEB1200B	WEB3300B	WEB1200BU	WEB3300BU
WEB3200B	WEB1350B	WEB3200BU	WEB1350BU
WEB1250B	WEB3350B	WEB1250BU	WEB3350BU
WEB3250B	WEB1400B	WEB3250BU	WEB1400BU
WEB1300B	WEB3400B	WEB1300BU	WEB3400BU

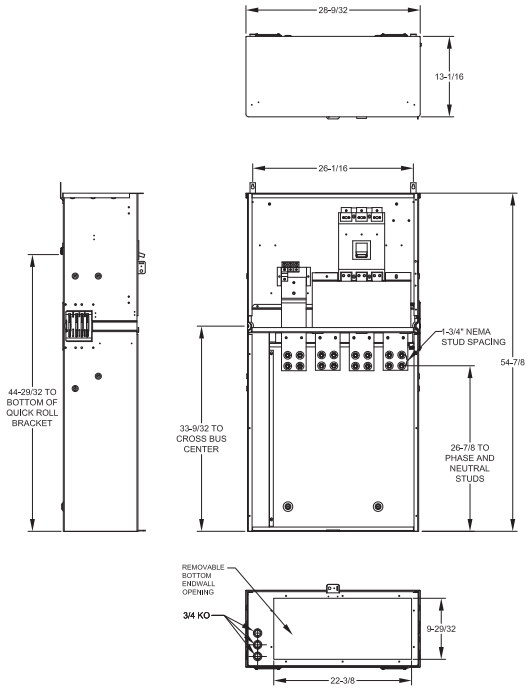

EB-2	
WEB1500B	WEB3500B
WEB1500BU	WEB3500BU
WEB1600B	WEB3600B
WEB1600B	WEB3600BU

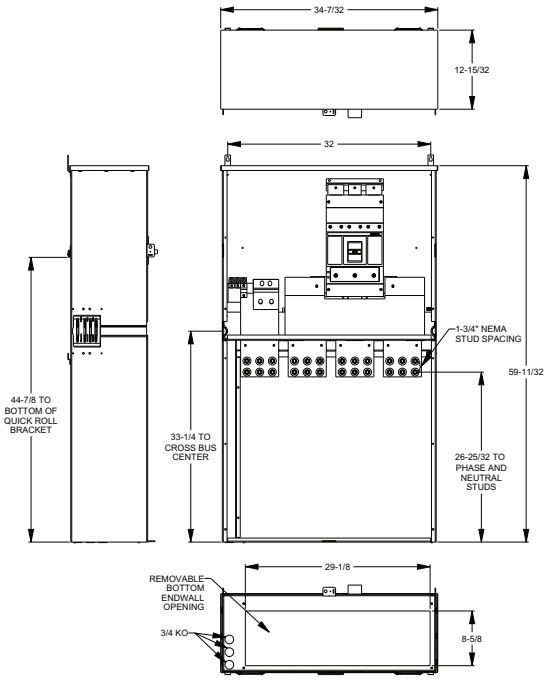

EB-3				
WEB1700B	WEB1700BU	WEB1900B	WEB11000B	WEB11000BU
WEB3700B	WEB3700BU	WEB1900BU	WEB11200B	WEB11200BU
WEB1800B	WEB1800BU	WEB3900B	WEB31000B	WEB31000BU
WEB3800B	WEB3800BU	WEB3900BU	WEB31200B	WEB31200BU