SIEMENS

Data sheet 3UF7103-1AA00-0

Current measuring module, Set current 20...200 A overall width 120 mm, straight-through transformer



Product brand name	SIRIUS
Product designation	Current measuring module

General technical data	
Product function	
• Current measurement	Yes
• voltage measurement	No
• active power measurement	No
• Power measurement	No
• frequency measurement	No
Product component	
• input for thermistor connection	No
Insulation voltage	
• with degree of pollution 3 at AC rated value	690 V
• for wires of main circuit acc. to IEC 60947-1 rated value	8 kV
Surge voltage resistance rated value	8 000 V
Protection class IP	IP20
Shock resistance	
• acc. to IEC 60068-2-27	15g / 11 ms

Subject to change without notice
© Copyright Siemens

Vibration resistance	1-6 Hz / 15 mm; 6-500 Hz / 2 g
Reference code acc. to DIN EN 81346-2	F
Certificate of suitability	
• according to ATEX directive 2014/34/EU	BVS 06 ATEX F001
Explosion device group and category according to ATEX directive 2014/34/EU	II (2) G, II (2) D, I (M2)

Electromagnetic compatibility

EMC emitted interference	
• acc. to IEC 60947-1	class A
EMI immunity acc. to IEC 60947-1	corresponds to degree of severity 3
Conducted interference	
• due to burst acc. to IEC 61000-4-4	2 kV
• due to conductor-earth surge acc. to IEC 61000-4-5	2 kV
• due to conductor-conductor surge acc. to IEC 61000-4-5	1 kV
Field-bound parasitic coupling acc. to IEC 61000-4-3	10 V/m

Inputs/ Outputs

Number of outputs as contact-affected switching element	0

Protective and monitoring functions

Product function	
• power factor monitoring	No
• ground-fault monitoring	No
• voltage detection	No
Product function	
• Current detection	Yes
• Overload protection	Yes

Installation/ mounting/ dimensions

Mounting position	any
Mounting type	screw and snap-on mounting
Height	95 mm
Width	120 mm
Depth	145 mm
Required spacing	
• top	30 mm
• bottom	30 mm
• left	0 mm
• right	0 mm
Diameter of feed through opening	25 mm
Diameter of feed through opening for current measurement	25 mm

© Copyright Siemens

Connections/ Terminals	
Type of electrical connection	
• for main current circuit	straight-through transformers

Ambient conditions	
Installation altitude at height above sea level	
• 1 maximum	2 000 m
• 2 maximum	3 000 m; max. +50 °C (no protective separation)
• 3 maximum	4 000 m; max. +40 °C (no protective separation)
Ambient temperature	
• during operation	-25 ... +60 °C
Environmental category	
• during operation acc. to IEC 60721	3K6 (no formation of ice, no condensation, relative humidity 10 ... 95%), 3C3 (no salt mist), 3S2 (sand must not get into the devices), 3M6
• during storage acc. to IEC 60721	1K6 (no condensation, relative humidity 10 ... 95%), 1C2 (no salt mist), 1S2 (sand must not get into the devices), 1M4
• during transport acc. to IEC 60721	2K2, 2C1, 2S1, 2M2
Relative humidity	
• during operation	5 ... 95 %

Short-circuit protection	
Product function Short circuit protection	No

Safety related data	
Safety Integrity Level (SIL) acc. to IEC 61508	1

Galvanic isolation	
(electrically) protective separation acc. to IEC 60947-1	All circuits with protective separation (double creepage paths and clearances), the information in the "Protective Separation" test report, No. A0258, must be observed (link see further information)

Main circuit	
Number of poles for main current circuit	3
adjustable pick-up value current of the current-dependent overload release	20 ... 200 A
Operating voltage	
• at AC	
— at 50 Hz rated value	110 ... 690 V
— at 60 Hz rated value	110 ... 690 V
Operating frequency rated value	50 ... 60 Hz

Control circuit/ Control	
Type of voltage	AC

Certificates/ approvals

Subject to change without notice
© Copyright Siemens

General Product Approval				EMC	For use in hazardous locations
CCC	CSA	UL	EAC	RCM	ATEX

For use in hazardous locations	Declaration of Conformity		Test Certificates		Marine / Shipping
Explosion Protection Certificate	EG-Konf.	Miscellaneous	Special Test Certificate	Type Test Certificates/Test Report	ABS

Marine / Shipping			other		
LRS	RMRS	DNVGL.COM/AF	Confirmation	PROFINET-Certification	Profibus

Further information

Information- and Downloadcenter (Catalogs, Brochures,…)
www.siemens.com/ic10

Industry Mall (Online ordering system)
https://mall.industry.siemens.com/mall/en/en/Catalog/product?mlfb=3UF7103-1AA00-0

Cax online generator
http://support.automation.siemens.com/WW/CAXorder/default.aspx?lang=en&mlfb=3UF7103-1AA00-0

Service&Support (Manuals, Certificates, Characteristics, FAQs,...)
https://support.industry.siemens.com/cs/ww/en/ps/3UF7103-1AA00-0

Image database (product images, 2D dimension drawings, 3D models, device circuit diagrams, EPLAN macros, ...)
http://www.automation.siemens.com/bilddb/cax_de.aspx?mlfb=3UF7103-1AA00-0&lang=en

Test report No. A0258, protective separation
https://support.industry.siemens.com/cs/ww/en/view/109748152

Subject to change without notice
© Copyright Siemens

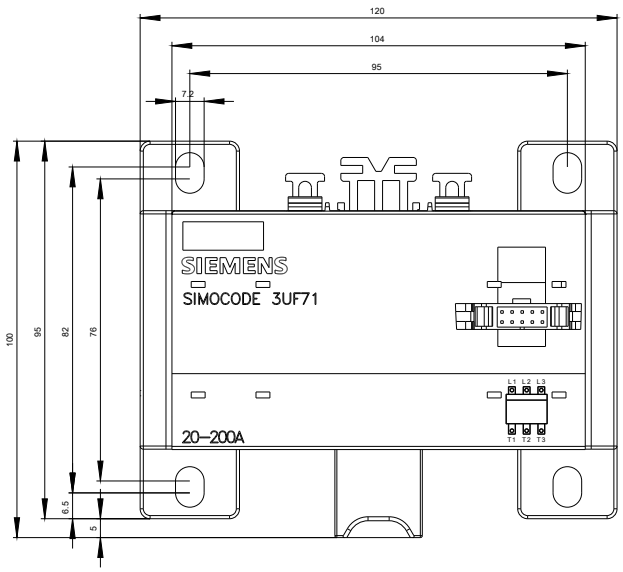

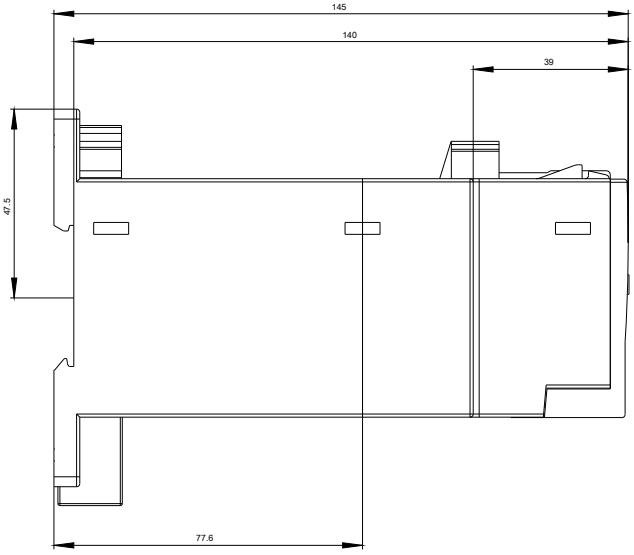

Subject to change without notice
© Copyright Siemens

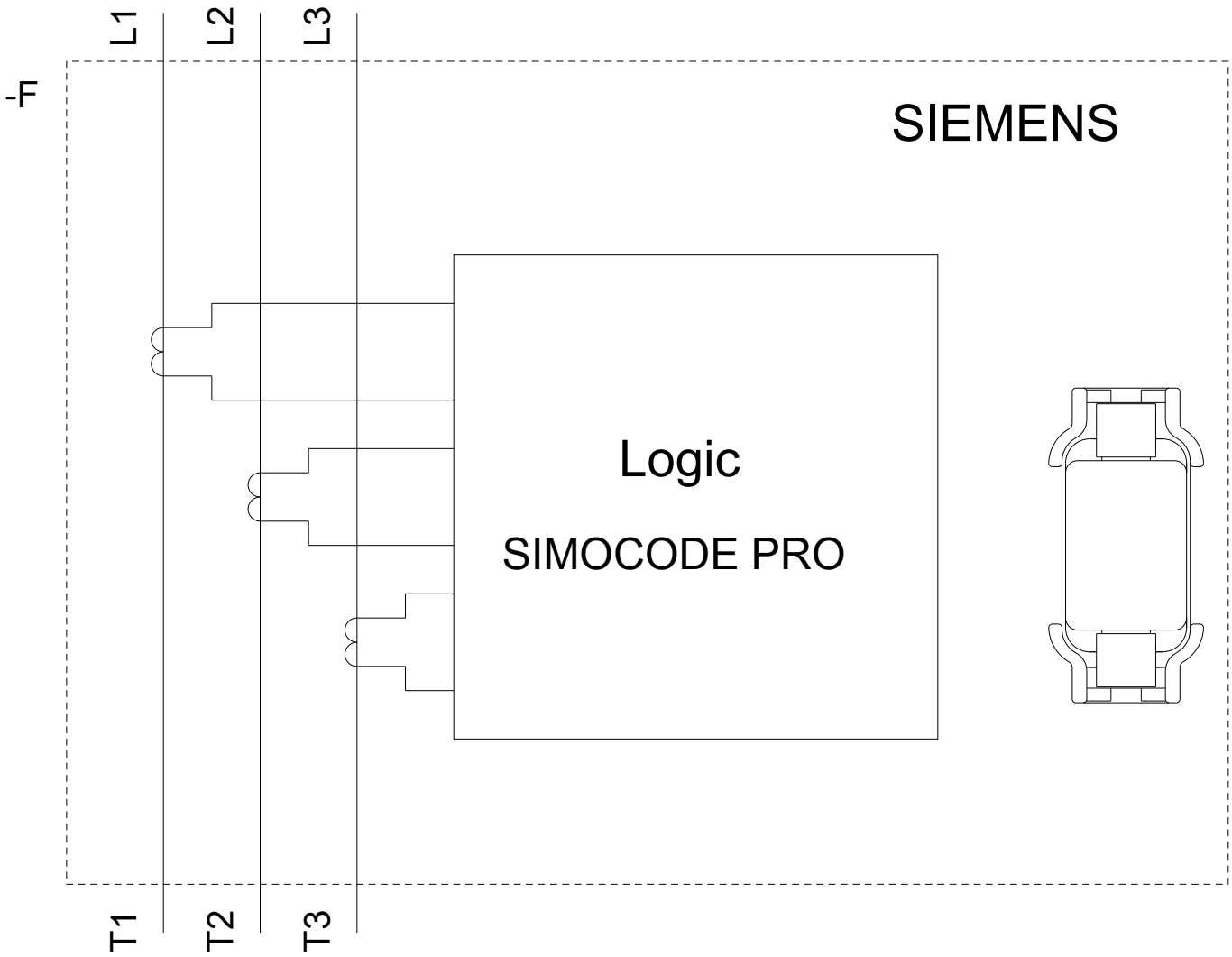

last modified: 07/20/2020

Subject to change without notice
© Copyright Siemens